



# VIRGINIA CONSORTIUM OF QUILTERS

August 2025 Volume 42 Issue 3

## A MESSAGE FROM THE PRESIDENT

Dear Quilting Friends:

What a hot summer we have had! Cooler autumn days are just around the corner. Fortunately, regardless of weather, your board has a fun bright future planned for VCQ!

Lucky for you, there is still time to sign up for the Virtual Fall Event, Scrap-tastic, which Kathy Hippelli has arranged for us on September 6. We still have a few spots open. Deb Heatherly will lead us in making a big scrap quilt using her Creative Grids Cat's Cradle Tool. There's a lot of cutting for this quilt, as for any really interesting one, so sign up soon on our web site. Let's try to have some of those blocks done for in-person Show and Tell in October, or March!

Remember our Block of the Month designed by Karen Brewster is scheduled for Show and Tell in March. The Blocks are free in the Members Only portion of our web site, [www.VCQ.org](http://www.VCQ.org). Thanks, Karen, for bringing us another fun Members Only quilt.

Do you have a project idea for next year? Your Board is open to new and old ideas. Contact Kathy Gray.

Which leads us to our In Person meeting in Culpeper. Jan Farrow and Deb Harding have put together another great line up of teachers and activities for us. Look for all the info, including class choices and the sign-up options [here](#) in this newsletter. Thank you, ladies, for your hard work in keeping us inspired.

Do you have a large enough building near you in which we could hold one of our three in-person meetings? Knowing and sharing that does not make you responsible for the meeting. We want to meet in every part of the state to spread out the convenience of travel. Let us know if your guild meets in a church, school, or community center that we can investigate, or if you just know of a good space.

Many thanks to Deb Schupp for taking on the big job to update VCQ's Policies and Procedures. Many changes have happened around us since the last revision, especially our abilities to hold virtual classes and meetings. The board is reviewing a nearly final draft now and our hope is that soon it can once again be a very useful guideline for all our officers to understand their jobs more thoroughly.

Speaking of online tools changing how we function, our VCQ Celebration has never sold out in 24 hours! Well done, Kelly and team. The cruise is full and the beds are full, and each has a waiting list. It will be a jam-packed weekend. Kelly has noticed that over 40% of the attendees are first timers. As usual, be prepared to take a few of our newbies under your wing. And start saving your energy for an amazing fun time at Smith Mountain Lake with 140 friends who love quilting as much as you do!

But Celebration is months away. Even our In-Person meeting in October is later than we are used to. If you get lonely for some quilt talk, please join your friends, current and those you have not yet met, at the six **"Come Quilt With Me"** events every month. It is fun, casual and full of the answers to your questions. You can find the link to join in the Members Only section of our website, and the schedule in the Calendar section.

I look forward to seeing you soon, either:

- on Zoom at our fun online class on September 6,
- at our in person meeting in Culpeper on October 25, or
- at one of our many online Come Quilt With Me sessions each month.

Until then – Keep quilting,

K:) *Kathy*



### **OUR BOARD OF DIRECTORS 2025**

<i>President</i>	<i>Kathy Gray</i>	<a href="mailto:president@vcq.org"><u>president@vcq.org</u></a>
<i>VP</i>	<i>Karilyn Pittman</i>	<a href="mailto:vicepresident@vcq.org"><u>vicepresident@vcq.org</u></a>
<i>Secretary</i>	<i>Karan Fisher</i>	<a href="mailto:secretary@vcq.org"><u>secretary@vcq.org</u></a>
<i>Treasurer</i>	<i>Constance Chappell Horne</i>	<a href="mailto:treasurer@vcq.org"><u>treasurer@vcq.org</u></a>
<i>Membership</i>	<i>Faye Hannah</i>	<a href="mailto:membership@vcq.org"><u>membership@vcq.org</u></a>
<i>Historian/Documentation</i>	<i>Kitty Bull</i>	<a href="mailto:historian@vcq.org"><u>historian@vcq.org</u></a>
<i>Programs /Virtual</i>	<i>Kathleen Hippeli</i>	<a href="mailto:VirtualPrograms@vcq.org"><u>VirtualPrograms@vcq.org</u></a>
<i>Programs /In-Person</i>	<i>Jan Farrow/Debi Harding</i>	<a href="mailto:InpersonPrograms@vcq.org"><u>InpersonPrograms@vcq.org</u></a>
<i>Facilities</i>	<i>Jan Farrow/ Debi Harding</i>	<a href="mailto:facilities@vcq.org"><u>facilities@vcq.org</u></a>
<i>Newsletter</i>	<i>Mary Grogan</i>	<a href="mailto:newsletter@vcq.org"><u>newsletter@vcq.org</u></a>
<i>Web Mistress</i>	<i>Tammy Halstead</i>	<a href="mailto:webmistress@vcq.org"><u>webmistress@vcq.org</u></a>
<i>Publicity</i>	<i>Kelly Zuber</i>	<a href="mailto:publicity@vcq.org"><u>publicity@vcq.org</u></a>
<i>Celebration Chair</i>	<i>Kelley Zuber / Kathy McCrea</i>	<a href="mailto:celebration@vcq.org"><u>celebration@vcq.org</u></a>
<i>Community Service</i>	<i>Karin McElvein</i>	<a href="mailto:communityservice@vcq.org"><u>communityservice@vcq.org</u></a>
<b>AREA REPRESENTATIVES</b>		
<i>Northern VA</i>	<i>Kathy Gray</i>	<a href="mailto:Area1Rep@vcq.org"><u>Area1Rep@vcq.org</u></a>
<i>Shenandoah Valley</i>	<i>Heidi Haynes</i>	<a href="mailto:Area2Rep@vcq.org"><u>Area2Rep@vcq.org</u></a>
<b>Charlottesville-Lynchburg</b>	<b>VACANT</b>	
<i>Culpeper - Madison</i>	<i>Janice Willis</i>	<a href="mailto:Area4Rep@vcq.org"><u>Area4Rep@vcq.org</u></a>
<b>Richmond</b>	<b>VACANT</b>	
<i>Fredericksburg</i>	<i>Susan Fulton</i>	<a href="mailto:Area6Rep@vcq.org"><u>Area6Rep@vcq.org</u></a>
<i>Southwest</i>	<i>Paula Golden</i>	<a href="mailto:Area7Rep@vcq.org"><u>Area7Rep@vcq.org</u></a>
<i>Peninsula</i>	<i>Sue Knapp</i>	<a href="mailto:Area8Rep@vcq.org"><u>Area8Rep@vcq.org</u></a>
<i>Tidewater</i>	<i>Debi Harding</i>	<a href="mailto:Area9Rep@vcq.org"><u>Area9Rep@vcq.org</u></a>

VCQ's Out Going President, Karen Brewster (2023-2024) Receives her President's Quilt at the June 14<sup>th</sup>, 2025 General Meeting.





## September 6, 2025 Virtual Program Coming To You:



### *Scrap-tastic"*

**Creative Grids® Designer Deb Heatherly**  
will join us via Zoom for  
***"Scrap-tastic" using her***  
***Creative Grids® Cat's Cradle tool (required)***  
**Saturday, September 6, 2025**

## FULL DAY ZOOM – 6-hour Program (10AM-NOON - 1PM-5PM)

### Class Description:

In this class you will learn to use the ***Creative Grids® Cat's Cradle tool CGRDH1*** (not CGRDH1XL), use up some scraps, and learn tips and tricks for adding folded corners. Deb will also talk about how she cut large setting triangles, and how to make them "fancy" like the ones used in this quilt. At the end of class, she'll also give you a few tips for making scrappy binding if you wish to do so for this quilt.



This pattern is a great scrap buster. She literally used scraps from 4 different quilts just sitting in her scrap bin. The quilt contains 2 blocks that seem to intertwine giving this quilt great visual interest no matter what type fabric you use.

Pull out your scrap bag and let's make something awesome together!

## PROGRAM NOTES

- All registered participants will receive the "Scrap-tastic" class description and supply list with their paid registration. The **Required Ruler: Creative Grids® Cat's Cradle Tool – CGRDH1** (not CGRDH1XL); optional is the Creative Grids Folded Corner Clipper.
- The required ruler will be available at a VCQ discounted rate of \$20 by Deb plus \$5 shipping at the time of online registration. Otherwise, registrants are encouraged to support their local Creative Grids quilt shops (retail \$23.99)
- The "Scrap-tastic" Pattern will be sent to all paid registrants by 10PM on Friday, September 5<sup>th</sup>. Participants are encouraged to read through the pattern but do not begin using the Creative Grids® Cat's Cradle Tool – CGRDH1 until Deb has introduced how to properly use the tool.

## PRICING details:

- Full Day Program
  - \$65 Member, or \$75 Non-Member
- Creative Grids® Cat's Cradle Tool – CGRDH1 (not CGRDH1XL)
  - \$20 ADVANCE purchase discount (available at time of online registration, plus \$5 shipping)
  - Or purchase from your local quilt shop
- No pattern fee. Participants are responsible for the PDF downloads for the class. The PDFs will be sent upon registration for the class description; the project pattern will be sent by 10PM on Friday, September 5th.

Registration: [Click here](#), or

[Scan this QR CODE:](#)



## Creative Grids® Designer Deb Heatherly

Deb Heatherly is a former freelance writer and designer for Quilt magazine and has been quilting for 42 years. Her first introduction to sewing was at age 3 when her mother, an accomplished seamstress, and former fabric shop owner, stacked Sears Roebuck catalogs under the machine's foot pedal so that she could reach it. Deb soon

learned to make doll clothes and eventually her own clothes, proudly wearing one of her creations on her first day of high school.

Although no one in her family had ever quilted, in 1982 she took the plunge and has not stopped since. While her mother does not understand why anyone would cut up good fabric and sew it back together, she is one of her biggest fans. Originally from Charleston, SC, Deb has called the beautiful mountains of Franklin NC her home for the past 22 years.

Upon moving to Franklin, Deb opened a quilt shop named "Deb's Cats N Quilts." The shop got its name from an article that she wrote for QUILT magazine entitled "All I know about



quilting I learned from my cats.” The article had such a huge response that it was inevitable that in her shop she would play upon that theme. Samples and vignettes throughout shop left no doubt that she is truly a lover of both cats and quilts.

The shop was honored to be featured in SAMPLER magazine in 2016 and although she loved being a shop owner, Deb sold the shop soon after that article so that she could design for Creative Grids® full time. The shop was renamed when it was sold and Deb still publishes under the name Deb’s Cats N Quilts. She also has a website by this name [www.debscatsnquilts.com](http://www.debscatsnquilts.com)

To date she has designed 8 specialty tools for Creative Grids®, The Cat’s Cradle and Cats Cradle XL, The Strippy Stars Tool, Turbo 4-Patch, The Ultimate Flying Geese Tool, The Kitty Cornered Tool, The Half Rectangle Trim Tool, and The Hunter’s Stars Trim Tool. She is also the author of 8 books and hundreds of patterns that use these tools. Her greatest joy comes from developing techniques and tools that help even a beginner have success. Although she loves all fabric, her love of reproduction fabrics and primitives is reflected in many of her designs.

Deb is the creator of an online Facebook group called ‘Grids Girls’ which has over 15,000 members from all over the world. She designs two special mystery quilts for the group each year that are highly anticipated by the group members.

Deb is married to her husband Phil and they currently have 5 spoiled kitties: Max, Monroe (shown at right), Timmy, Little, and Loo Loo. She has one daughter and one grandson. She also has a sister who has discovered quilting in just the past year. Her family members each claim to be her biggest fan.

Deb is now limiting her traveling schedule, (to spend more time with her husband and the furry kids), but still hosts 2 annual retreats, writes for Country Register, and teaches zoom classes almost monthly.



---

### **Deadline Dates for Newsletter Submissions:**

January 15<sup>th</sup>, 2026 for March Meeting

April 15<sup>th</sup> for June Meeting

Please send material electronically to [newsletter@vcq.org](mailto:newsletter@vcq.org)

---

**Treasurer's Report** from Constance Chappell Horne [treasurer@vcq.org](mailto:treasurer@vcq.org)

**VCQ's Financial Statements and Treasurer's reports can be found in the [Member's Only Section of the VCQ website](#)**

### **COME QUILT WITH ME On ZOOM**



✂First Tuesday of the month from 1-4 PM

✂The 3rd Saturday from 9 AM-noon and

✂Sunday afternoons from 2-5pm.

“Come Quilt With Me” is a time to meet over Zoom with friends who are fellow members of VCQ. We chat, share our quilting questions, and progress as well as the occasional finished project.

It is low key and you can come and go as you please.

Sign in with the link in the [members only section of VCQ's website](#).

Find the log in information on the back of your membership card or you can phone or Direct

Message a board member to get that information.



## **MINUTES OF THE LAST GENERAL MEMBERSHIP MEETING**

### **VCQ General Membership Meeting in Staunton, VA Saturday June 14, 2025**

**President:** Kathy Gray, called the meeting to order at 12:40pm. She welcomed everyone. She thanked the Virginia Quilt Museum for the reception on Friday night and asked how many members attended. She stated that it is good for us to have a friendly, working relationship with the museum. She then announced that we would begin with the introductions of the Board and their reports.

**Vice President:** Karilyn Pittman called Karen Brewster to the stage. Karilyn presented Karen with a quilt for her service as President. Karilyn explained that the blocks were made by various members and collected. Then Karilyn pieced it together and Beverly Burroughs quilted it. Karen thanked everyone and loves it. Karilyn then talked about Memorial quilt and that two names have been added: Dianne Reasons and Virginia Ruffner. Karilyn let everyone know that she was informed that Diana Michaud had passed away in October 2024 so she will be adding that leaf on as well if it has not been done already. Karilyn then announced that we had 20 members that were attending their first in-person meeting: Lois Born, Sue Erickson, Arlene Goldberg, Alicia Gutschow, Betty Heck, Beverly Hutchinson, Oma McReynolds, Carol Pape, Janis Scorpio, Linda Seiberling, Melinda Smith, Denise Southwick, Kathy Stowe, Louise Sutara, Robin Tennefoss, Trudi Van Dyke, Felicia Ward, Marnie Wheatley, Karen Whitley, Brenda Woods. They were all given a VCQ 40<sup>th</sup> Anniversary zipper pull.

**\*Treasurer:** Constance Horne announced that as of 5/31/2025 we have \$[REDACTED] for Gross Profit, \$[REDACTED] for Expenses, \$[REDACTED] is in Money Market, and \$[REDACTED] in checking. She explained that we move money from Money Market to checking as needed so that the Money Market account continues to make a profit.

**Secretary:** President Gray announced that the minutes of the March 2025 general meeting were published in the newsletter and corrected by the Board. She asked for any other corrections. None were stated so the minutes will stand as published.

**Historian:** Kitty Bull explained the importance of labeling your quilts. She brought two quilts to display at the Lotto Block table and neither of them have a label so no one can tell how old they are, where they were made or who made them. Quilts don't always stay in the family and people can forget about the details after time. When you label a quilt put why it was given, to who, by who and the month and date. She also suggested that you put your maiden name as well so if someone is researching the history 100 years from now, that family will also show up. Kitty also let everyone know she is working on archiving VCQ history onto drives.

**Membership:** Faye Hannah announced that we have 281 members. Of those, 59 are new members who joined in 2025. Faye announced that members can now renew online and new members are able to join online. The link is on the VCQ website and you can join or renew for 1-5 years.

**Virtual Programs:** Kathy Hippeli reported that we are doing a Virtual class on September 6<sup>th</sup> with Deb Heatherly who is a Creative Grids Designer. The class is called "Scrap-tastic" and will be from 10am-5pm. The cost is \$65 from members, \$75 for non-members. Kathy has the ruler for sale that is needed with her today or you can purchase for \$25 when you register. The

pattern is included in the cost of the class. A supply list will be emailed after registration and the pattern will be emailed on September 5<sup>th</sup> – the day before the class. Kathy is also working on another New Year's Eve day.

**In-Person Programs:** Jan Farrow announced that we will meet in Culpeper on October 25<sup>th</sup>. The address of the venue is on the calendar so members can begin to shop around for hotels. The March 2026 meeting is still being worked on.

**Newsletter:** Mary Grogan announced that the deadline for the newsletter is August 15<sup>th</sup> but please send in as soon as you are able. Try to get in by August 10<sup>th</sup> so there is time to get everything arranged. Last minute sends are a lot of work because things have to be moved around to accommodate the new information. Depending on how big the article is it can take a couple hours to rearrange everything.

**Technology:** Tammy Halstead announced Mary Grogan, Constance Horne and Kathleen Hippeli helped to removed information off the old website to the new website. Any members that would like to volunteer to finished getting the new website updated, please let Tammy know. Tammy announced that they have found that some people are having a problem when doing registration online. When they process their payment, they are kicked out. Tammy asked to please NOT re-register but to email her. She can see if the payment actually went through and if not she can send a Paypal link to pay. The online registration for the September 6<sup>th</sup> virtual class will go live on Monday June 16<sup>th</sup>. Members were also reminded to not text or email the password for the Members only section of the website. If you don't remember what it is please call Tammy or Faye.

**Publicity:** Kelly Zuber let Area Reps know that she has rack cards with her for those who need them.

**Celebration 2026:** Kelly Zuber explained, for members who are not aware, that Celebration is a 4-day, all inclusive retreat with workshops at Smith Mountain Lake. The first one was held in 1988. Celebration will be held from Thursday, April 16<sup>th</sup> thru Sunday, 19<sup>th</sup> 2025 and is centered around 250 year Anniversary of our country. Kelly suggested members encourage their quilting friends who may not be members to go with you. It's a great way to see what VCQ is all about. Kelly announced that Block Lotto kits are for sale and are \$5. On July 4<sup>th</sup> the brochure will be published online. On August 1<sup>st</sup> member sign-up will open. On September 1<sup>st</sup>, non-member sign-ups will be opened. On February 1<sup>st</sup> the balance will be due. Kelly then announced some things to think about, especially if you have never been to Celebration: Roommates: think of who you want to room with as you need to put that on your registration form; Spring Clean your quilt room: bring donations for the silent auction; Challenge quilt: plan your quilt and bring completed quilt to Celebration; 2 ½" strips and 10" squares: if you participate in this you bring them, turn them in and receive a ticket. Winners of the strips and squares will be called; Collect things to be sharpened: Mr. Snippy will be there to sharpen scissors and knives; Lake Cruise: if you are taking the lake cruise, begin looking for lodging for Wednesday night; Wearables: bring to the show to model (or have a friend model for you!).

**Community Service:** Karin McElvein reminded everyone to please label the quilts and fill out the paperwork to turn into her with the quilt. The size for ALS quilts is a minimum of 45" x 60". She will be making one more trip to turn in quilts and will have a final number at the next meeting.

**Block of the Month:** Karen Brewster announced the next Block of the Month, Blocks 5 & 6, is coming out tomorrow. Karen and Kathy Gray showed the 6 blocks they have made so far. They announced that CT publishing would not give permission to use their instructions so Karen is now using Quilter's Cache which has many free patterns on it. For anyone who has not signed up there is still time. The Block patterns are in the Members area of the website. Both Karen and Kathy told members to have fun and be creative with the blocks.

**Area Reps:** President Kathy Gray announced that we are looking for two more area reps to cover the Charlottesville/Lynchburg area and the Shenandoah Valley. If anyone is interested, please see her.

**New/Old Business:** President Kathy Gray announced that every October we vote on half of the Board as laid out by our founding mothers. Last October we voted for our new President and continuing Historian. We should have also voted for Secretary but we did not have a nominee. Lisa Frieman graciously continued until now when she has found her replacement, Karan Fisher. In accordance with our by-laws, Karan needs to be elected. She then asked for a motion. Faye Hannah made the motion for Karan Fisher to be Secretary. Karin McElvein seconded the motion. The motion passed and Karan Fisher is the new Secretary.

President Kathy Gray then asked for the Nomination Committee representative to announce the slate for our election in October. Debi Harding announced: Vice President-Karilyn Pittman, Treasurer – Constance Horne, and Membership Chairman – Lisa Frieman. If anyone else has any nominations for these positions, please contact Debi Harding or Kathy Gray.

President Kathy Gray then reminded everyone that if you like being together at our in-person meetings, the next best thing is to see each other at our Zoom Come Quilt With Me sessions. There are six sessions per month: first Tuesdays at 1:00 with Phyllis Keesee, , third Saturday at 9:00 with various members of the board and every Sunday at 2:00 with Deb Schupp. Next Saturday's session is being led by Lisa Frieman. If these times are not convenient, talk to Tammy, Mary Grogan or me about starting a new bee. We pay the same for Zoom no matter how much we use it so let's use it.

President Gray then dismissed everyone at 1:52pm to go back to their classes and to return at 3:45pm. The members all returned at 3:45 and reconvened for Show and Tell and Door Prizes. President Kathy Gray called Jan Farrow to the stage. Jan introduced each teacher and the projects were shown by the members of the class. President Kathy Gray then asked anyone who had brought an ALS quilt to show their quilts. We always turn them in and forget to show them. There was a wonderful amount of quilts. President Gray then asked for any general show and tell to be brought up. After Show and Tell, Karilyn Pittman gave out door prizes: Layer Cake-Sue Erickson; Fat Quarter Bundle-Janice Willis; Fat Quarter Bundle-Wendy Collyer; Jelly Roll-Becky Hall and a Hand Dyed Fat Quarter-Shelly Norris.

President Gray thanked everyone for coming and wished them safe travels. The meeting ended at 4:13pm.

Respectfully submitted,

Lisa Frieman, Secretary

**\* See "Members Only" Page of VCQ website for full Treasurer's reports.**

# DON'T FORGET TO CHECK OUT VCQ'S FACEBOOK PAGE

[VCQ Virginia Consortium of Quilters | Groups | Facebook](#)



## JOIN the VCQ BOARD

**The VCQ Board has openings for an Area Representative in the Charlottesville/Lynchburg area and for a Representative for the Richmond and surrounding counties area.**

Requirements are a friendly attitude and a willingness to turn strangers into friends. An Area Rep connects with their members via email or Zoom. The term is usually a two-year term, but there is no limit to how long you would like to represent your area.

### **Duties include:**

- Sending emails to members reminding them of upcoming events like Virtual classes, deadlines and upcoming programs. Membership can provide a list of VCQ members in your area.
- Visit local guilds to promote VCQ or ask your friends to help form a committee to represent VCQ.
- Attend VCQ Zoom board meetings every other month.
- Attend VCQ annual board retreat the second Sat. in January in-person or on Zoom.

### **Benefits to being on the VCQ Board:**

- Being part of the decision-making process that drives VCQ;
- Knowing what is planned for VCQ well before it is made public; providing feedback from your area members, making life-long quilting friends.
- As part of the Board, you can use VCQ's Zoom account to socially connect with family and friends.

Some of you have served on the VCQ Board and know the pleasure of steering the future of our organization. Please give this serious consideration. Contact Kathy Gray with any questions.



The current Slate for the following Board positions which will be voted on by the membership at the Fall meeting on October 25<sup>th</sup>, 2025 in Culpeper VA is:

Vice President – candidate Karilyn Pittman ;

Treasurer – candidate Constance Chappell Horne;

Membership Coordinator – candidate Lisa Frieman.

These are two year positions to begin January 1st of 2026. As a member of VCQ, if you are interested in also running for one of these positions, contact any of the area representatives listed in Board of Directors page of this newsletter or VCQ's president, Kathy Gray, [president@vcq.org](mailto:president@vcq.org) Nominations can also be made verbally during the Fall meeting.

We are also looking for an editor for this newsletter.

Please contact Mary Grogan or Kathy Gray.

## **COMMUNITY SERVICE REPORT**



Thank you to all the members making quilts for the Hopes and Dreams Quilt Challenge for ALS. Quilters Dream Batting has held an annual competition to continue the fight to find a cure. They provide an entry form in each package of

batting purchased. VCQ has the form on our website to print, complete and pin to each quilt. Just make sure you circle the entry category of "Quilt Guild". The new minimum completed size, requested by ALS, is 45" x 60" or larger lap and bed size welcome. Your name and address is used to receive a personal handwritten note of thanks from Quilters Dream Batting.

For the Hopes and Dreams ALS Charity, I delivered 19 quilts in July. Their calendar year goes from August 1<sup>st</sup> to July 31<sup>st</sup>. Therefore, we donated 55 quilts to them for this year's contest. I want to thank everyone on donated their time to cutting fabric, sewing quilt tops and then quilting them. I want to remind everyone to always put a simple label on their quilt. I would also like to suggest to those who piece tops and then give them to someone else to quilt to fill out a Hopes and Dreams form and submit it with your quilt. The person who then quilts the quilt will know who to give credit to on the label. The quilter should also include her name. In other words, the label should include the name of person who pieced the quilt and also the name of the person who quilted it.

Sample Label: Pieced by \_\_\_\_\_

Quilted by \_\_\_\_\_

City, year

I always add another label with VCQ information and how to care for the quilt. Again, a Huge Thank you to you all. I'm looking forward to collecting more quilts at the October meeting in Culpeper. Maybe we can even surpass this past year's contest.

Karin McElvein, Community Service [communityservice@vcq.org](mailto:communityservice@vcq.org)  
8560 Executive Dr, Apt 3, Norfolk, VA 23503. Contact: 757-572-1569

## **Show And Tell Of ALS Quilts at the June 14, 2025 General Membership Meeting in Staunton VA**



There are lots of 3 yard quilt patterns and fabric still checked out, from previous meetings. Please make them the new minimum ALS required size of 45" x 60". We are looking forward to seeing many tops or quilts completed and returned to the October meeting. If you cannot attend October meeting, let us know, and we will hopefully find a member from your area attending to bring to us. You may return just the top, a quilted item without binding, or totally complete. Just make sure you put your name, city & state, date on a label, then print the on-line form available [here on the VCQ website](#), or the bottom of the Community Service page, and attach it to the quilt top or completed quilt turning in.

We will have more yardage and patterns available for you to check out at our October meeting in Culpeper.

Thank you for all your support.

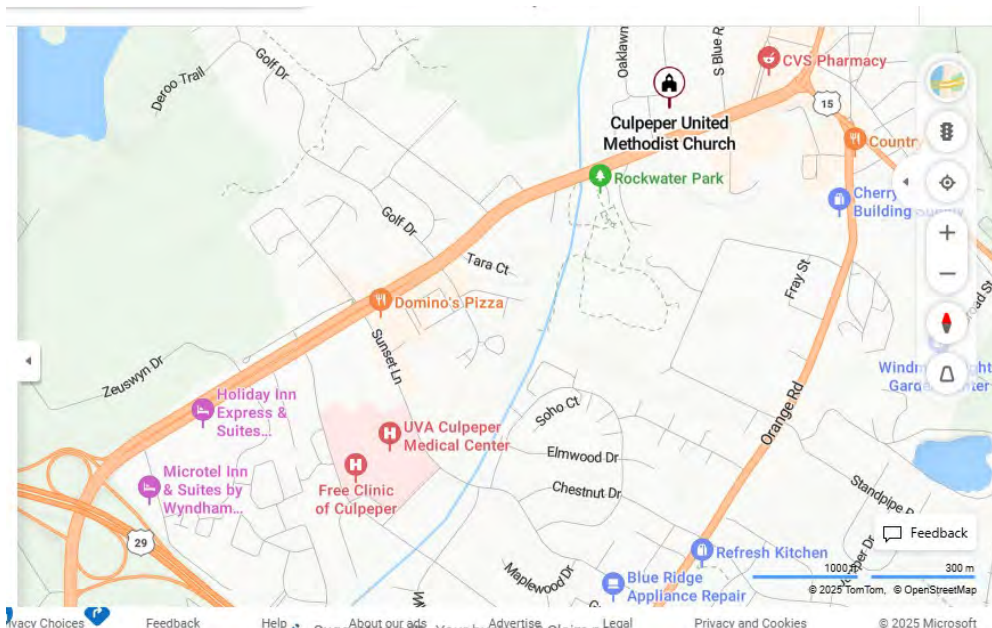
## VCQ In-Person Meeting Information

VCQ will be meeting **IN-PERSON October 25, 2025 in Culpeper**. The schedule for the day includes three GREAT workshops to choose from and a Come Quilt with Me (CQWM) option for your personal sewing machine or handwork.

**Meeting Location:** Culpeper United Methodist Church,  
1233 Oaklawn Dr, Culpeper, Va. 22701

### **Lodging Accommodations:**

VCQ does not block rooms, so we hope you will call and ask for a discount at the hotels close to the venue. Most hotels offer AAA, AARP, Military and senior discounts. Also review hotel rates on [trivago.com](https://www.trivago.com); [trip advisor](https://www.tripadvisor.com), and [booking.com](https://www.booking.com). The hotels below (in purple) are close to the church and there are several others around town that are also close to the church.



### **Quilt Stores**

**Quilter's Mercantile** – <https://www.thequiltmerc.com/>

301 E Main Street, Suite 102

[540-439-5050](tel:5404395050)

Remington, VA 22734

Friday: 10am - 6pm

**Cottonwood** - <https://www.cottonwoodquiltshop.com/>

2035 Barracks Road

[434-244-9975](tel:4342449975)

Charlottesville, VA 22903

Friday: 10am - 5pm, Sunday: Noon – 4pm



**Notes from Jan Farrow and Debi Harding**  
**In-Person Programs and Facilities Chairs**

\*\*\*\*\* Registration \*\*\*\*\*

You may register online or by mail until October 4, 2025.

Register online:

[https://docs.google.com/forms/d/e/1FAIpQLSdDLjk26d9eAmA7ZwyvD6xLSuDhs5ifGanXtcfaz5\\_pi4gPQQ/viewform?usp=header](https://docs.google.com/forms/d/e/1FAIpQLSdDLjk26d9eAmA7ZwyvD6xLSuDhs5ifGanXtcfaz5_pi4gPQQ/viewform?usp=header)

If you are registering by mail, your registration form and check to VCQ must be postmarked by October 4, 2025 (3 weeks prior to event). **Registrations will close after this date without exception. Any registrations postmarked after October 4, 2025 cannot be accepted and will be returned.** If you are mailing in a registration the week of Sep 29th please email [inpersonprograms@vcq.org](mailto:inpersonprograms@vcq.org) or call/text Jan Farrow @ 540-287-5822 to let us know the registration is in the mail. Please fill out your registration form completely as this information is very vital to ensure proper email confirmation.

You will receive an email with Confirmation of your class approximately 2.5 weeks prior to the event. NO postcards will be mailed.

**Any cancellations must be made by October 11, 2025 (2 weeks prior to the event) to obtain a refund.** Email [inpersonprograms@vcq.org](mailto:inpersonprograms@vcq.org) or call/text Jan Farrow @540-287-5822.

**Please wear your VCQ or Guild name tag to the meeting, so we can put names and faces together.**

**Saturday October 25, 2025 Meeting Schedule**

8:05-9:00 AM Registration

9:00- Noon Workshops

Noon-12:45 Lunch

12:45-1:25 Business Meeting

1:30 - 3:30 Workshops Continue

3:45 - 4:15 Show and Tell

\*\*\*\*\* WORKSHOPS \*\*\*\*\*WORKSHOPS \*\*\*\*\* WORKSHOPS \*\*\*\*\*

**Workshop A: Cindy Ryckman- CLRcre8tions LLC**

[cindyryckmancgg@yahoo.com](mailto:cindyryckmancgg@yahoo.com)

***Bargello in the Round – Machine Class***

In this class we will be making a spiral bargello using strip sets and cutting with the 10-degree wedge ruler. Finished project measures 42" in diameter.



**Skill Level Required:** The pattern calls for intermediate skill level. If you are a confident beginner, I think we can make it work!

**Kit Fee:** none /optional Printed and Marked template \$1 (advance orders only – see information below)

**Supply List:** Your Basic Sewing Supplies. ie: machine, pins, scissors, etc. A mat, rotary cutter, 24-inch ruler, 10-degree wedge ruler/template.

Here is an option for a 10-degree acrylic ruler template on Amazon

<https://a.co/d/aRSaZwE> .

Here is a self print option:

[https://freshquilting.com/wp-content/uploads/2017/01/104-3\\_Wedges\\_Final.pdf](https://freshquilting.com/wp-content/uploads/2017/01/104-3_Wedges_Final.pdf)

or you can buy a printed and **MARKED** template in class for \$1 by advance request only. Please email Cindy at [cindyryckmancgg@yahoo.com](mailto:cindyryckmancgg@yahoo.com) above to request this option.

Four 28" x 44" fabrics. Be sure to include a light, a dark and 2 in between fabrics for best contrast. One additional 10" x 10" piece of one of the fabrics for the center

Pre-cut each fabric into 8—2 ¾ inch wide strips

You may download and print the free pattern Spiral Bargello designed and made by Linda Onions from:

<https://www.thefestivalofquilts.co.uk/wp-content/uploads/2020/01/linda-Onions-bargello-circle-1.pdf>



My name is **Cindy Ryckman**. I was born and raised on the west coast and moved to Virginia 16 years ago. My sewing journey began around the age of 6 or 7 hand sewing barbie clothes from scraps of fabric my mom had. From there I advanced to the sewing machine around 10. I spent many years making my own clothing and craft items. In between sewing I dabbled in jewelry making, painting, woodwork, reupholstery, furniture upcycling, but always went back to the sewing machine. It wasn't until 2019 that I began my quilting journey. I have blossomed through

quilting. I have a deep affinity for color and creativity. I love exploring and sharing new ideas about quilting. I am blessed with a small studio in Culpeper where I can unleash my passion using vibrant colorful fabrics and teaching new people how to sew and quilt. I am the current president of Culpeper Quilters Guild and have greatly enjoyed making new friends within the quilt community. I have recently released my first self-produced quilt pattern.

**Workshop B: Cheryl See** [cseesquilts@aol.com](mailto:cseesquilts@aol.com)

### ***Hawaiian Needle-Turn Applique – Hand Class***

In this Full-Day workshop students will work on a pattern inspired by Cheryl's quilt, Hawaiian Improv which won Best of Show at the 2017 Mid-Atlantic Quilt Festival. Students will learn a different technique than the traditional fold and cut method for a more detailed Hawaiian style quilt. Needle-Turn applique is used to start an innovative Hawaiian style pattern, Small Town, from A Walk in the Park Pattern series. Hand embroidery stitches will be taught and used to embellish the project.

**Skill Level Required:** Beginner to Advanced

**Kit Fee: \$20 includes**

- Small Town pattern
- Extra copy of Small Town template for cutting
- Spool of Sew Sassy thread
- Roxanne Glue-Baste-It Dip & Dab



### Supplies:

- 1 yard of background fabric
- 1 yard of applique fabric (preferable high count like a batik)
- Applique needle
- Appliqué pins
- Thimble- optional
- Long ruler suitable to draw lines with
- Clear tape and/or masking/painters tape
- Permanent black marker
- Small, sharp embroidery scissors
- Paper scissors ideally with sharp point
- Thread to match applique
- Thread for basting- I use serger thread or old thread
- Pen for taking notes
- Marking tool that will show on chosen applique fabric and background fabric



- Fray Check™- optional
- Light box- optional
- Variety of embroidery floss
- Embroidery needle
- Embroidery hoop
- Clover clip- optional
- Scrap of solid fabric to practice embroidery stitches on; preferably white
- Portable light – optional

### Prep for Workshop:

Fold the applique fabric in half (from top to bottom) and press gently on the fold. Fold in half again (from left to right) and

press gently on the fold. Unfold fabric and lay flat. Baste with thread on the pressed folds either by machine or by hand through one layer of fabric OR mark with removable marking pencil that is clearly visible on your fabric.



- Note that the applique fabric only is marked and that the applique fabric and backing fabric are NOT basted together!



## **Cheryl See**

### **Personal:**

- Quilter since 1993; lifetime crafter- knitting, crochet, macramé, embroidery, beading, scale dollhouse miniatures, painting
- Part time job- Dental Hygienist
- Completed 9 ½ marathons
- From Canada

### **Professional:**


- Often referred to as the 'Hexpert'
- Author of two books: 'Star Struck & Starlette' published in 2014 and 'Not Just Hexies' published in 2013

- Featured artist on The Quilt Show (Episodes #1507 and #3008)
- Instructor for Hexie Daisies online class produced by AQS's iquilt.com in 2015 ([www.iquilt.com/see001](http://www.iquilt.com/see001))
- Inventor of C See's Quilt Scroll- portable design mat
- Hand Workmanship Award of a large quilt in Paducah, 2012 with 'Star Struck', which is now a part of the National Quilt Museum Collection
- Feature artist at the Virginia Quilt Museum May 21-August 24 2013
- 'Fall Into Spring' won numerous awards including a blue ribbon at Houston in 2007 which is now a pattern published by AQS
- 'I Must Be Hexed' won numerous awards including most remarkable achievement in classic patterning in 2006 by National Quilt Association
- 'Awesome Autumn' won Best of show at the Virginia State Fair in 2001
- 'Tatted Hearts' awards include Excellence in Hand Quilting at Road to California in 2014. On November 30, 2016 in was nominated for the NQA Masterpiece Quilt Program by Beverly Fine to be judged in 2017
- 'Starlette' awards include Best Use of Color at Road to California in 2015
- 'Hawaiian Improv' won Best of Show at Mid-Atlantic in 2017
- 'Train to Nowhere' won Best of Show Pennsylvania Quilt Extravaganza in 2019
- "Selvages a la Rococo" won Best of Show Pennsylvania Quilt Extravaganza 2022

## **Workshop C : Barbara Tinder** [btgoodlife@gmail.com](mailto:btgoodlife@gmail.com)

### **Quilt As You Go – Machine Class**

If you have ever wondered about how to quilt your own projects but felt unsure about where to start, this class is designed for you. We will explore and create samples using several different techniques, giving you a clear understanding of your available options for quilting as you go, including how to attach quilted blocks to each other!



**Skill Level:** All - Must have a basic understanding of your machine and quilting tools/terminology.

**Kit Fee:** \$15 includes batting, backing and fabric for samples (if you have scraps of fabric or 2.5 inch jelly roll scraps you may choose to bring them)

**Supply List:** Sewing machine in good working condition (with an even feed foot if possible). White thread for bobbin and quilting, and your basic sewing kit of rotary cutter (with new blade) and small cutting mat, scissors, pins and a ruler for squaring up your blocks.



**Barb Tinder** has been a professional longarm quilter since buying her first Gammill in 2005. She taught dressmaking and alterations for Singer Company for ten years as a young mother. Her maternal grandmother, a professional seamstress herself, started teaching her as a young child to sew, draft patterns and make alterations as needed. Barb is now proudly passing these skills on to her own granddaughter and happy to be asked to teach QAYG for VCQ.

## ***Workshop D: Come Quilt with Me***

Bring your own hand or machine project or work on ALS Charity Quilt kits as you sit and quilt with other members and experience wonderful fellowship.



## VCQ WORKSHOP REGISTRATION FORM - Culpeper

Registration form deadline: Saturday, October 4, 2025 (3 weeks before event). **Registrations will close after this date without exception. Any registrations postmarked after October 4, 2025 will not be accepted and will be returned. Any cancellations must be made by Saturday, October 11, 2025 (2 weeks before the event) to obtain a refund.**

Name \_\_\_\_\_ Member \_\_\_\_\_ Non-Member \_\_\_\_\_

Address \_\_\_\_\_

City \_\_\_\_\_ State \_\_\_\_\_ Zip \_\_\_\_\_

Phone \_\_\_\_\_ Email \_\_\_\_\_

### Circle One:

**Workshop A: Bargello in the Round** with Cyndy Ryckman of CLRcre8tions  
kit fee : none

**Workshop B: Hawaiian Needle-Turn Applique** with Cheryl See  
Kit Fee: \$20

**Workshop C: Quilt As You Go** with Barbara Tinder  
Kit Fee : \$15

**Workshop D: Come Quilt with Me**  
COST:

Member- Workshop or CQWM & Lunch                      \$50

Non-Member – Workshop or CQWM & Lunch                      \$60

Amount enclosed: \$ \_\_\_\_\_

Are you bringing a sewing machine to Come Quilt with Me (CQWM)? \_\_\_\_ Yes \_\_\_\_ No

Were you referred or invited by a VCQ member? \_\_\_\_ Yes \_\_\_\_ No

If so, please write in their name \_\_\_\_\_

Is this your first time attending an In-Person workshop with VCQ? \_\_\_\_ Yes \_\_\_\_ No

Can you volunteer to be the Class Helper? \_\_\_\_ Yes \_\_\_\_ No





**Deli-icious will be preparing lunch for us**

**Lunch includes sandwich or a Salad with chips, cookie and Water**

**Lunch Choices:**

**\*\*Gluten Free available for all sandwiches**

\_\_\_\_\_ **Panini – Turkey and Havarti**

\_\_\_\_\_ **Panini – Ham and Swiss**

\_\_\_\_\_ **Veggies on Main wrap** (Havarti, hummus, lettuce, tomato, onions, cucumber and roasted red pepper)

\_\_\_\_\_ **Chef Salad**    \_\_\_\_ **Ranch Dressing**    \_\_\_\_ **Italian Dressing**

\_\_\_\_\_ **Garden Salad**    \_\_\_\_ **add egg and cheese**    \_\_\_\_ **Ranch Dressing**    \_\_\_\_ **Italian Dressing**

**Special lunch requirements:**    \_\_\_\_ **Gluten-free**    **Allergies** \_\_\_\_\_

**NOTE:** VCQ will try their best to accommodate special lunch request, but if this has not been acceptable to you, please check here: \_\_\_\_\_ **I will be bringing my own lunch.**

Send workshop registration form and your check **payable to VCQ** by Saturday, October 4, 2025.

Jan Farrow, 234 Winchester Tr, Mineral VA 23117

Email: [inpersonprograms@vcq.org](mailto:inpersonprograms@vcq.org) or call/ text (540) 287-5822 with any questions.

See you in Culpeper!



VCQ Members,

The Celebration! 2026 committee is delighted by the response to the event. In less than eighteen hours, 145 of you registered for Celebration! 2026 when we opened the portal for members only on August 1. You also filled up VCQ's maiden voyage of the pre-event lunch and sightseeing cruise on the *Virginia Dare*. We now have waiting lists for both these fun activities.

One of the most interesting statistics from our registration is that 42% of attendees who signed up have NEVER been to Celebration!

before. If you are new to the organization or the event, you won't be alone. We are excited to show you just how much fun you can have at this wonderful retreat/workshop!

Our increase in membership over the past few years and the hard work of our committee made all this possible, and I thank all of you who had a hand in setting the wheels in motion to make Celebration! 2026 a sell out! We can't wait to welcome all of you to Smith Mountain Lake April 16-19, 2026.

A couple of things to know:

- We still have a waiting list for Celebration! 2026, and we've already been filling some cancellations with members who are on that list. Don't hesitate to visit the MEMBERS section of our website, [www.vcq.org](http://www.vcq.org) to get on that list. Life happens, and the event is still eight months away. If members have to drop out for personal reasons, we want to give anyone who wants to attend a chance to fill the slot. We will pull from the wait list in the order the registrations are received.
- We will be posting a list of registered attendees in the MEMBERS section of our website too. The committee recommends that you check that list to make sure your registration is listed there.
- The due date for final payment is February 1, 2026 but you may pay at any time. You will also find a button in the MEMBERS section to complete your payment for Celebration! 2026 any time between now and February 1.

Since our event sold out with members of VCQ and our wait list is also all members, there is no need to open registration for non-members on September 1 as originally planned. We hope all of you will continue to support VCQ, renew your membership, and encourage other quilters to become part of this thriving and growing fellowship of Virginia quilters.

See you at Smith Mountain Lake,

Kelly Zuber  
Co-Chair of Celebration! 2026

## CELEBRATION! 2026 Quilt Challenge: STARS AND STRIPES FOREVER

**All celebration participants are encouraged to participate and enter. Quilts must have both stars and stripes in the quilt pattern or fabric (or both!). Any colors are allowed. The quilt does not have to be red, white, and blue. Quilt must be made in 2025 or 2026. Quilt must include three layers – front, batting, and backing but can use any technique. Quilt must include a 4” hanging sleeve sewn in the top. Quilters are strongly encouraged to make quilts 70” or less. Quilts over 70” by 70” must be entered by March 1, 2026, and all others by April 10, 2026. See more details of this fun quilt challenge on page 31 below.**

All Celebration 2026 participants will vote for Best in Show and Best Interpretation of Theme. First, second, and third place ribbons will be presented in both categories.

**Co-Chairs for Celebration! 2026 - Kelly Zuber and Kathy McCrea**



## The Silent Auction at Celebration! 2026

By Karilyn Pittman, Vice President, VCQ

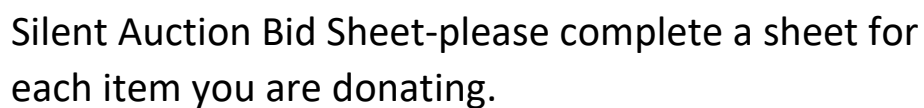
The Silent Auction at Celebration! 2026 is to help offset the cost of the event. The silent auction is being facilitated by Karilyn Pittman and Jan Farrow. Your help with the auction is needed! Donate your quilting and sewing related items to the Silent Auction. Our intent is to offer some of the best novelty items, notions, fabrics, kits, sewing machines, and other like items. So, there is no time like the present to clean out your sewing studios and start looking for items to donate.

A tax receipt form will be available upon request when you bring your items to Celebration! 2026 on Thursday, April 16, 2026. As we receive donations, we reserve the right to put items on the Peddler's Table. The Peddler's Table is for yard sale type items (outdated books/magazines, fabrics, tools, notions that would not be suitable for the Silent Auction). These items will be available for a small donation. If you bring something specifically for the Peddler's Table, please tag it as such.

Here are a few suggestions for the Silent Auction to help you get started with your planning:

- Fat Quarters, Precuts and fabric yardage (please label with amount)
- Kits that include fabric and pattern. This can include W.I.P. (Works in Progress) as long as all of the parts and pieces are included.
- Notions, Scissors, Rulers, embellishments and Threads.
- Quilt patterns or books.
- Organizational tools and/or containers.
- Sewing Machines: new or in good working order.
- A gift basket of sewing and/or quilting items.

For the Silent Auction, we would also appreciate it if you would write a brief description of what you are donating. This will help us prepare the bid sheets. **Please bring your items for donation with you to Celebration! 2026.** We will be receiving items in the auditorium area as soon as possible after you check-in, to allow us time to prepare the auction items and tables. Don't forget to bring cash and/or your checkbook with you to Celebration! 2026 because there will certainly be something that you would like to bid on! Thank you in advance for your help with the Silent Auction. **These items need to be brought to Celebration 2026! with you.** You will need to write a brief description of what you are donating to be turned in with each item. This will help us prepare the bid sheets. Thank you in advance for your help with the Silent Auction. If you have any questions, please contact Karilyn Pittman or Jan Farrow at [SilentAuction@vcq.org](mailto:SilentAuction@vcq.org)



Item Name: \_\_\_\_\_

Brief description of Item: \_\_\_\_\_

29



## CELEBRATION 2026 BLOCK LOTTO



Registration for Celebration 2026 kicked off on August 1, 2025 and was completely sold out within 24 hours!! I believe that is a record! We have two more in-person meetings before Celebration 2026 at which you may purchase a Block Lotto kit for just \$5.00 and there are only 31 kits remaining.

The Dresden Plate block is what was chosen for Block Lotto and the kit provides 1 FQ of focus fabric & instructions (with templates) and then adding contrasting/coordinating fabric from your stash to make 2 Dresden Plates. The Block Lotto Dresden Plates are to be turned in at Celebration 2026 with your name entered for each Dresden Plate you turn in for a chance to win a grouping of these Dresden Plates to make a quilt. Remember, you **MUST BE PRESENT TO WIN!**

At our October 18, 2025 VCQ in-person meeting in Culpeper, VA Karan Fisher will be available to answer questions you may have about making a Dresden Plate block. She will have a variety of sample Dresden Plate blocks to show and will provide helpful tips on the making of Dresden Plate blocks.





### Celebration 2026 Quilt Challenge - "Stars And Stripes Forever"

Okay, Folks, **Who** doesn't love a good contest to compete for winning fame, ribbons, and recognition? The Celebration 2026 Team challenges you to interpret this year's theme, "**Americana.**"

In 1976, the bicentennial helped to revive the art of quilting. Hopefully we will see interest grow celebrating the 250th year anniversary of the signing of the Declaration of Independence. Think beyond Red, White, and Blue. Think Purple Mountains **Striped** Majesty or **Stars** in My Eyes Over the Mississippi! Use your quilter's creative juices to create what Celebration 2026's theme comes to mind for you!

#### **Additional Guidelines:**

- ① Your quilt must have **stars** or **stripes** or **both**. The **stars** or **stripes** or **both** can be in the pattern, in the fabric, or both and can be any color. It can be **all stars** or **all stripes** or a **combination**.
- ② Quilts may be any size. **Please use the Quilt Entry form and submit by April 10, 2026 for quilts up to 70' X 70". Please submit Quilt Entry form by March 1, 2026 if it will be over 70' X 70".** Quilt Entry forms can be found **online here**.
- ③ Your quilt must be made with a top and bottom layer and batting in between with stitching holding it together.
- ④ Your quilt may be pieced or appliqued, modern or traditional. Any technique is acceptable. Other than that it is all up to you and your imagination!
- ⑤ Your quilt must have a label sewn on the back bottom left hand corner with at least your name, the quilt's name, and the date completed. (this will be covered up for anonymity during competition)
- ⑥ Your quilt must have a sleeve sewn on the back with a 4" wide hanging sleeve to slide it onto the display frame. For heavy quilts and quilts wider than 80" you may consider making a split sleeve if it needs additional frame support.
- ⑦ Each Celebration participant can enter ONE quilt which must have been completed in 2025 or 2026.

This will be a "**Viewer's Choice**" competition. There will be award ribbons for the **Best in Show** - First, Second and Third place AND **Best Interpretation of Theme** – First, Second and Third place quilts, as determined by the Celebration! 2026 attendees. We are asking each Celebration attendee entering a challenge quilt to complete a **pre-entry form** with basic information. This can be found **online here**. **Deadline for this entry form will be two weeks before Celebration 2026.** Turn in your completed quilt at registration on Thursday by 4:00 pm, April 24, 2026, so we will have time to set up the display. Your creation must be registered and numbered so the Celebration attendees will have a chance to vote for their favorite challenge interpretation.

**Questions?** Contact Kitty Bull, Heidi Haynes, Susan Fulton, or Kathleen Hippeli at [QuiltChallenge@vcq.org](mailto:QuiltChallenge@vcq.org)

8/20/2025



## Celebration 2026 Quilt Challenge - "Stars And Stripes Forever"

**Entrant's Name:** \_\_\_\_\_

**Email Address:** \_\_\_\_\_

**Deadline for entry form submission for quilts larger than 70" by email to [QuiltChallenge@vcq.org](mailto:QuiltChallenge@vcq.org) or snail mail to Celebration 2026 Quilt Challenge, 8901 Sawdust Trail, Chesterfield VA 23838 – Sunday, March 1, 2026**

**Deadline for entry form submission by email to [QuiltChallenge@vcq.org](mailto:QuiltChallenge@vcq.org) or snail mail to Celebration 2026 Quilt Challenge, 8901 Sawdust Trail, Chesterfield VA 23838 – Friday, April 10, 2026**

**Deadline for Challenge Quilt delivery at Celebration 2026 – Thurs, April 23, 2026 by 4:00 pm.  
Please only one quilt per Celebration Participant.**

Quilt Name: \_\_\_\_\_

Quilt Designed By: \_\_\_\_\_

Quilt Pieced By: \_\_\_\_\_

Quilt Quilted By: \_\_\_\_\_

Please describe briefly your interpretation of the Americana – Stars and Stripes Forever theme:

---

---

---

---

---

---

---

---

---

Quilt's Approximate Size: Width \_\_\_\_\_ inches

Length \_\_\_\_\_ inches

**Questions? Contact:** Kitty Bull , Heidi Haynes, Kathleen Hippeli or Susan Fulton at [QuiltChallenge@vcq.org](mailto:QuiltChallenge@vcq.org)

8/20/2025

# Celebration! 2026 Sponsors



1107 S Military Hwy B,  
Chesapeake, VA 23320 757-  
366-8830



460 E Main Street  
Wytheville, VA 24382  
276-228-6400



By Champagne Chandeliers  
Helping small businesses sparkle at a price  
www.ChampagneChandeliers.com

[www.champagnechandeliers.com](http://www.champagnechandeliers.com)



[www.clover-usa.com](http://www.clover-usa.com)



2035 Barracks Rd  
Charlottesville, VA  
434-244-9975



[www.debscatsnquilts.com](http://www.debscatsnquilts.com)  
FB: Grid Girls



828 E Little Creek Rd  
Norfolk, VA 23518  
757-588-1300



400 Old Franklin Turnpike  
Suite 111  
Rocky Mount, VA 24151 540-  
671-8234



[www.graceframe.com](http://www.graceframe.com)

## Lib's Place

23147 Prince Edward Hwy  
Rice, VA 23966  
434- 392-5427



Quilted to a Tea  
FB: Quilted to a Tea



5499 N Lee Hwy  
Fairfield, VA 24435  
540-377-9191



# Celebration! 2026 Sponsors



2232 W Great Neck Rd A  
Virginia Beach, VA 23451  
757- 481-1725



7327 Peppers Ferry Blvd.  
Suite A  
Fairlawn, VA 24141  
540-639-1138



4504 Irvington Road  
Irvington, VA 22480  
804-438-5800



798 Chesapeake Drive  
White Stone, VA 22578  
804-807-1197



896 J Clyde Morris Blvd  
Newport News, VA 23601 757-  
596-7397



Virginia Beach – Kempsville  
1352 Fordham Drive Suite  
102  
Virginia Beach, Virginia 23464  
757-420-5803



2328 Silver Lake Rd Dayton,  
VA 22821  
(540) 433-3818

## In Memoriam

Generous donations have been graciously distributed from the estates of various passionate quilters or those quilters whose life's journey has redirected their ability to quilt. We Celebrate! their lives through their donations. VCQ is committed to honoring their quilting legacy through projects such as the Hopes and Dreams Quilts for ALS.





# Celebration! 2026 Sponsors

<a href="#"><u>A Different Touch</u></a>	1107 S Military Hwy B, Chesapeake, VA 23320 757- 366-8830
<a href="#"><u>Batiks Etcetera &amp; Sew What Fabrics</u></a>	460 E Main Street Wytheville, VA 24382 276-228-6400
<a href="#"><u>By Champagne Chandeliers</u></a>	Online: <a href="http://www.champagnechandeliers.com">www.champagnechandeliers.com</a>
<a href="#"><u>Clover</u></a>	Online: <a href="http://www.clover-usa.com">www.clover-usa.com</a>
<a href="#"><u>Cottonwood Quilt Shop</u></a>	2035 Barracks Rd Charlottesville, VA 434-244-9975
<a href="#"><u>Deb's Cats n Quilts</u></a> and <a href="#"><u>Grid Girls</u></a>	Online: <a href="http://www.debscatsnquilts.com">www.debscatsnquilts.com</a>
<a href="#"><u>Fabric Hut</u></a>	828 E Little Creek Rd Norfolk, VA 23518 757-588-1300
<a href="#"><u>Fork Mountain Quilting</u></a>	400 Old Franklin Turnpike Suite 111 Rocky Mount, VA 24151 540-671-8234
<a href="#"><u>Grace Frame</u></a>	Online: <a href="http://www.graceframe.com">www.graceframe.com</a>
<a href="#"><u>Lib's Place</u></a>	23147 Prince Edward Hwy Rice, VA 23966 434-392-5427
<a href="#"><u>Quilted to a Tea</u></a>	PO Box 123 Callaway, VA 24067 540-814-1933
<a href="#"><u>Sarah's Thimble</u></a>	2232 W Great Neck Rd Virginia Beach, VA 23451 757 481-1725
<a href="#"><u>Sew Biz</u></a>	7327 Peppers Ferry Blvd. Suite A Fairlawn, VA 24141 540-639-1138
<a href="#"><u>Sewlovelee</u></a>	4504 Irvington Road Irvington, VA 22480 804-438-5800
<a href="#"><u>SewTangle</u></a>	798 Chesapeake Drive White Stone, VA 22578 804-807-1197
<a href="#"><u>Sunshine Quilt Corner</u></a>	896 J Clyde Morris Blvd Newport News, VA 23601 757-596-7397
<a href="#"><u>The Quiltery</u></a>	5499 N Lee Hwy Fairfield, VA 24435 540-377-9191
<a href="#"><u>Tidewater Sew-Vac</u></a>	Kempsville 1352 Fordham Drive Virginia Beach, VA 23464 757-420-5803
<a href="#"><u>Virginia Quilt Museum</u></a>	2328 Silver Lake Rd Dayton, VA 22821 (540) 433-3818



Virginia Quilt Museum  
Open: Tues – Sat, 10am to 4pm

2328 Silver Lake Rd. Dayton, VA 22821  
(540) 433-3818 [info@vaquiltmuseum.org](mailto:info@vaquiltmuseum.org)

**"The Virginia Quilt Museum is celebrating its 30th anniversary in 2025."** Come celebrate our 30th

Anniversary in style with this exhibition featuring 30 miniature quilts made by friends of the museum, as well as some of our antique quilts. Museum members, board members, volunteers, and supporters, **including at least eight VCQ members**, were asked to create a 30" x 30" quilt incorporating the museum's Honey Bee logo on a shades of white background. Artists were also encouraged to incorporate pearls, the traditional 30th Anniversary gift. These quilts are a fundraiser for the museum and will be sold through an online, silent auction. Bidding will open Saturday, August 23 during the museum's Birthday Bash. Bidding will close at the end of the exhibit on Saturday, September 27 at 5:00 pm! **The exhibit is on display at the museum April 29 - September 27, 2025 at 2328 Silver Lake Road, Dayton. VA 22821.** For more details go to [www.vaquiltmuseum.org](http://www.vaquiltmuseum.org).



## **Much Fun and Camaraderie was Had when the Virginia Quilt Museum Hosted a Reception for VCQ members on Friday, June 13<sup>th</sup>, 2025**

The Virginia Quilt Museum's (VQM) private reception for VCQ on June 13, 2025, was well attended. Forty-nine VCQ members pre-registered. The terrible rains did not hold us back. A personal note of thanks was sent to Alicia Thomas, Director of the Museum. The extra effort that Alicia Thomas made for the reception was well received. With the cuts in funding & grants from government sources for the arts programs, the VCQ Board approved a \$100.00 donation to VQM. Let's all consider supporting The Quilt Museum by keeping up our annual Individual Memberships!





# Unbound: A Selection of Modern Quilts

cvamodernquiltguild.com

An exhibit by members of the  
Central Virginia Modern Quilt Guild

*Quilts that speak  
Quilts that celebrate*

*Quilts that explore  
Quilts that express*



*Shout*  
By Sara Butz



*Inspired by the Pelican Lady*  
By Natalie May

**August 1-31**  
2025  
**Main Street Station  
Gallery**

**1500 Main Street  
Richmond, Virginia**



*Gedankenkarussell: Insomnia*  
By Donna Blalock



*I Want It All*  
By Kat Van Bourgondien



**American Quilt Study Group**

<http://www.Americanquiltstudygroup.org>



<https://quiltalliance.org>

# Textile Talks

## ONLINE PRESENTATIONS

**Textile Talks**, presented by Studio Art Quilt Associates, features weekly presentations and panel discussions from the International Quilt Museum, the Modern Quilt Guild, Quilt Alliance, San Jose Museum of Quilts & Textiles, Studio Art Quilt Associates, and Surface Design Association. The programs are held online at 2 pm Eastern (11 am Pacific) each Wednesday and last approximately one hour. Preregistration is required and recordings are available. Visit [www.saga.com/textiletalks](http://www.saga.com/textiletalks) for more information on this series.

### Advertising your Business or Event

#### For Newsletter (Per Issue)

Business Card	2" X 3.5"	\$10.00
1/4 Page	5.25" X 4"	\$15.00
1/2 Page	5.25" X 8"	\$30.00
Full Page	8" X 10.5"	\$50.00

Classified Ad (50 Words max )

Send Check made out to VCQ to Treasurer of VCQ

Send Ads to [newsletter@vcq.org](mailto:newsletter@vcq.org)



Design-Print-Stitch with your own unique imagery!

**PG Fiber2Art**  
Original & Custom Thermofax Screens,  
Teachers of Surface Design

pgfiber2art.etsy.com  
pgfiber2art.blogspot.com  
pgfiber2art@gmail.com

Susan Price and Elizabeth Gibson, Springfield, Virginia

 Find us on  
**Facebook**

The advertisement features a colorful, abstract background with various patterns and textures. A dandelion seed head is illustrated on the right side. The text is arranged in a clear, readable layout, providing contact information and a call to action to find the business on Facebook.

## How Do We Make New Quilt Friends?

by Kitty Bull

My Fellow Quilters, have you ever moved to a new location, remember going to a new school, gone to a work conference or training where you didn't know anyone? Did you feel somewhat insecure, out of place, a bit intimidated with all the friendly folks who were deep in happy conversation with Not You?

We have a bunch of new members in VCQ and it is wonderful. So how do we make another quilter feel welcomed? As a new member, how do you make yourself at home in a new organization?

We all have to step out of our comfort zone and remember that we have one BIG thing in common - Manipulating Fabric! Share your love of that with others. Sit down at the lunch table next to someone you don't know and introduce yourself. We all have name tags so that should be easy for both of you. This organization was founded for quilters and quilt lovers to meet and greet, share ideas and interests, travel to other quilters' stomping grounds, and learn new quilt things together. Get to know someone new and you may just discover your next quilt traveling buddy. Challenge yourself to meet three new faces at the next guild meeting and if you were lucky enough to secure a spot at Celebration 2026, get to know someone there as well. I know that I will, as I am always happy to meet quilters. So, if you don't know me, introduce yourself and tell me a quilt story. I can't wait to meet you.



## **A MESSAGE REGARDING MEMBERSHIP**

As of August 14, VCQ has a current 2025 membership of 339 members, with 95 new members this year so far.

Our membership, at \$30 per year, is a great value with workshops or lectures at each general meeting, virtual workshops, “Come Quilt With Me” several times each month, charity projects, and support of the Virginia Quilt Museum. Not to mention earlier registration for CELEBRATION!

**RENEW YOUR MEMBERSHIP TODAY** \*Remember, in order to remain registered for Celebration! 2026, you must pay your 2026 membership dues before February 1, 2026.

You have two options:

- Join or renew online: [Click HERE to join or renew ONLINE](#)
- To send by mail, complete the application form and mail with your check to the Membership Chairperson. The form is available either:
  - On the last page of this newsletter, or
  - On the [VCQ website HERE](#).

**Questions? Email VCQ’s Membership Coordinator at:**  
[\*\*membership@vcq.org\*\*](mailto:membership@vcq.org)



# Virginia Consortium of Quilters

## Application for Membership

Name: \_\_\_\_\_ Phone: (     ) \_\_\_\_\_

Address: \_\_\_\_\_

City: \_\_\_\_\_ State: \_\_\_\_\_ Zip: \_\_\_\_\_ - \_\_\_\_\_

Email address: \_\_\_\_\_

**By providing my email address I understand that I will receive the newsletter electronically.**

Your membership can be paid for multiple years (up to 5 years) with this form. This date will be on your membership card and the mailing label of each newsletter. If dues increase during this period, yours will not. Check Years Paying For: (   ) 2025 (   ) 2026 (   ) 2027 (   ) 2028 (   ) 2029

(   ) New Member (Referred by \_\_\_\_\_)

Amt: \$ \_\_\_\_\_ (Make check payable to "VCQ")

(\$30.00 per calendar year, up to five years only.)

(   ) Renewal Amt: \$ \_\_\_\_\_ (make check payable to "VCQ" and include SASE)

(\$30.00 per calendar year, up to five years only.)

Check Years Paying For: (   ) 2025 (   ) 2026 (   ) 2027 (   ) 2028 (   ) 2029

**Renewal Members Only: Please enclose this application, your payment, and a self-addressed stamped envelope (SASE) to help defray costs!**

(   ) I am a member of a local quilt guild/group: \_\_\_\_\_

\_\_\_\_\_ (List all guilds)

(   ) I teach and/or lecture about quilting. Specialty: \_\_\_\_\_

(   ) I may be willing to drive others from my area to VCQ meetings.

**Mail to:        Faye Hannah**  
**Membership Chairperson**  
**624 Lacy Oak Drive**  
**Chesapeake, VA 23320**

Questions: [membership@vcq.org](mailto:membership@vcq.org)

### **FOR MEMBERSHIP ONLY**

Date Rec'd: \_\_\_\_\_ CK Dep \_\_\_\_\_; Mem List updated \_\_\_\_\_; Card Sent \_\_\_\_\_ Area \_\_\_\_\_

Amt: \_\_\_\_\_ Ck. No. \_\_\_\_\_ Exp. Year: \_\_\_\_\_

New Member Packet: Letter \_\_\_\_\_; Name Badge \_\_\_\_\_ Card \_\_\_\_\_ Revised 1/16/2025