



VIRGINIA CONSORTIUM OF QUILTERS

April 2025 Volume 42 Issue 2

A MESSAGE FROM THE PRESIDENT

Dear Quilting Friends:

We didn't plan it but what could have been better than to share **National Quilting Day** in the company of our VCQ friends? We had a lovely day in Fredericksburg (or Falmouth, depending on which GPS you were using). We got our steps in as we went from very big room to very big room for our classes, lunch, meeting and show and tell. The classes were well received, and everyone achieved their quilting goal for the day. Thank you, Jan Farrow, for finding us such a great location, planning our lunch and providing a great experience for all.

One change I'd like to make next meeting is to view our Community Service quilts during Show and Tell. You work so hard on making and finishing our ALS quilts, we should see them. Let's try this: instead of handing them to Karin during the day when they go into bags until she processes them (I'm not minimizing that – it is a lot), let's keep them until Show and Tell when we can applaud them and you, as you deserve. We will then find some volunteers to fold and bag them properly. Don't forget to label these quilts so you and VCQ can be properly acknowledged.

We pause our normal quilting to mark the passing of a long time VCQ member, Dianne Reasons. She was an integral part of VCQ as Membership Coordinator from 2007-2011 and 2015. She was the Shenandoah Valley Area Rep from 2012- 2014 and served as fill-in Secretary when the Secretary was out sick. Although unable to participate for a while, she stitched herself into our organization and left her mark.

Our next in-person General Membership Meeting will be in Staunton on June 14, 2025. We are looking forward to learning from local teachers and a special treat from the Virginia Quilt Museum. We support the museum and they support us right back. Elsewhere in this newsletter are details on the day. Make your choices wisely: you want to be in the right class and indulging in the best lunch. So much rides on those choices.

Deb Schupp is leading the effort to update our Policies and Procedures. The last update was interrupted by Covid-19. Once we were operational again, the world had changed and we can't use those perfect words from before. Your Board is going through the P&P's, adapting them to our new virtual world on ZOOM. Our aim is to have the document for your approval at the Annual Meeting in October.

Also at the Annual Meeting in October, we will vote to elect new officers to the Board. Up for election are the positions of Vice-President, Treasurer, and Membership whose terms in office begin January 2026 through December 2027. If you recall, we voted for Constance Horne last November to fill out the previous Treasurer's term. Our terms are two years long. This next election should put us back into the cycle of ½ of the board is elected every year, unless life gets in the way.

OUR BOARD OF DIRECTORS 2025

<i>President</i>	<i>Kathy Gray</i>	<u>president@vcq.org</u>
<i>VP</i>	<i>Karilyn Pittman</i>	<u>vicepresident@vcq.org</u>
<i>Secretary</i>	<i>Karan Fisher</i>	<u>secretary@vcq.org</u>
<i>Treasurer</i>	<i>Constance Chappell Horne</i>	<u>treasurer@vcq.org</u>
<i>Membership</i>	<i>Faye Hannah</i>	<u>membership@vcq.org</u>
<i>Historian/Documentation</i>	<i>Kitty Bull</i>	<u>historian@vcq.org</u>
<i>Programs /Virtual</i>	<i>Kathleen Hippeli</i>	<u>VirtualPrograms@vcq.org</u>
<i>Programs /In-Person</i>	<i>Jan Farrow/Debi Harding</i>	<u>InpersonPrograms@vcq.org</u>
<i>Facilities</i>	<i>Jan Farrow/ Debi Harding</i>	<u>facilities@vcq.org</u>
<i>Newsletter</i>	<i>Mary Grogan</i>	<u>newsletter@vcq.org</u>
<i>Web Mistress</i>	<i>Tammy Halstead</i>	<u>webmistress@vcq.org</u>
<i>Publicity</i>	<i>Kelly Zuber</i>	<u>publicity@vcq.org</u>
<i>Celebration Chair</i>	<i>Kelley Zuber / Kathy McCrea</i>	<u>celebration@vcq.org</u>
<i>Community Service</i>	<i>Karin McElvein</i>	<u>communityservice@vcq.org</u>
AREA REPRESENTATIVES		<i>Email address</i>
<i>Northern VA</i>	<i>Kathy Gray</i>	<u>Area1Rep@vcq.org</u>
<i>Shenandoah Valley</i>	<i>Heidi Haynes</i>	<u>Area2Rep@vcq.org</u>
Charlottesville-Lynchburg	VACANT	
<i>Culpeper - Madison</i>	<i>Janice Willis</i>	<u>Area4Rep@vcq.org</u>
Richmond	VACANT	
<i>Fredericksburg</i>	<i>Susan Fulton</i>	<u>Area6Rep@vcq.org</u>
<i>Southwest</i>	<i>Paula Golden</i>	<u>Area7Rep@vcq.org</u>
<i>Peninsula</i>	<i>Sue Knapp</i>	<u>Area8Rep@vcq.org</u>
<i>Tidewater</i>	<i>Debi Harding</i>	<u>Area9Rep@vcq.org</u>

Treasurer's Report from Constance Chappell Horne treasurer@vcq.org

VCQ's Financial Statements and Treasurer's reports are in the [Member's Only Section of the VCQ website](#)

COME QUILT WITH ME On ZOOM



✂ First Tuesday of the month from 1-4 PM

✂ The 3rd Saturday from 9 AM-noon and

✂ Sunday afternoons from 2-5pm.

“Come Quilt With Me” is a time to meet over Zoom with friends who are fellow members of VCQ. We chat, share our quilting questions, and progress as well as the occasional finished project.

It is low key and you can come and go as you please.

Sign in with the link in the [members only section of VCQ's website](#).

Find the log in information on the back of your membership card or you can phone or Direct Message a board member to get that information.

A Thank You Note From “Get Stitched Fabrics”

I wanted to express my heartfelt thanks for supporting my pop-up shop at the VCQ meeting. The quilting community is truly amazing, and your kindness and encouragement mean so much to me. My daughter, Skylar and I enjoyed meeting everyone and sharing our love of fabric and everything quilting with you. Your support is greatly appreciated, and we look forward to seeing you again in the future!

Katey Mostoller, Owner

(540) 227- 0469

www.getstitchedfabrics.com

P.O. Box 691, Locust Grove, VA 22508

MINUTES OF THE LAST GENERAL MEMBERSHIP MEETING

VCQ General Membership Meeting in Fredericksburg, VA Saturday March 15, 2025

VCQ President: Kathy Gray, called the meeting to order at 12:48 pm. She welcomed everyone. The President announced that there will be a new Block of the Month program. It will be 12 blocks with two extra blocks. The blocks will be posted on the “**Members Only**” section of the website on the second Saturday of each month. Along with the block, eight of them will also have layouts. The directions for the blocks are in chart form so you can make any size block that you want. If this is new to you, come to one of the six “**Come Quilt With Me**” sessions any month and it can be explained to you.

President announced that we will need to vote in October for the slate of officers. We are looking for Vice President, Treasurer, and Membership. Please let her or someone on the board know if you are interested in any of those positions. President also announced that we are still looking for a Charlottesville/Lynchburg area rep. If you live in the area and are interested, please let her know.

Vice President: Karilyn Pittman thanked Jan Farrow for getting us into Fredericksburg and the use of the school. She welcomed new members who were in attendance for their 1st in-person meeting. Each new member received a gift: Sherry Brockman, Linda Billard, Beth Smelter, Shelley Norris, Pamela Harris, Diana Behling, Darlene Shamus, Ruth Pierce, Barbara Linde, Liz Phillips, and Katey Mostoller from “**Get Stitched Fabrics**”.

Treasurer: Constance Horne presented the budget for 2025. The budget was published with a note in the newsletter to find it on the “Members Only” section of the VCQ website. The Board approved it to be presented to membership. The motion was made to accept the 2025 Budget by Karan Fisher. Mary Grogan seconded the motion. The motion passed and the 2025 Budget was accepted.

Secretary: President Gray announced that the October 2024 General Meeting minutes were also published in the January 2025 Newsletter and corrected by the Board. She asked if there were any other corrections. There were none so the minutes stand as published.

Membership: Faye Hannah announced that we have 239 members. Of those, 24 are new members who joined in 2025. President Kathy Gray also thanked Faye for setting up the New Year’s Eve mystery virtual program. It was enjoyed by all who attended.

Historian: Kitty Bull has been working on photos from the 1990’s and getting them onto a flash drive as well as stored on the cloud. She is working on a list of all Celebration teachers as well. She is going to try to get all this information set up so it will be accessible to members.

Virtual Programs: Kathy Hippeli reported that the February program with MJ Kinman had about 40 people attend. She is working on another online program for September 6th. She is a member of Global Quilt Connections so that will give her insight to new teachers that we can use.

In-Person Programs: Jan Farrow announced that we will meet in Staunton on June 14th. They are working on Culpeper for October 25th. Today's in-person meeting has 64 attendees, 3 of which are non-members. Debi Harding announced that the Virginia Quilt Museum, in Dayton, is about 30 minutes from Staunton and Alicia Thomas is going to host a little gathering on the front porch from 5:30-7:30pm on Friday night. She will have some small snacks and you can tour the museum. **Patchwork Plus** quilt shop is about 1.2 miles (4 minutes) from the museum and closes at 4pm on Friday. Addresses for the meeting location will be added to the VCQ website "**Calendar**" and suggestions for lodging will be in the next newsletter, so meeting attendees can look for hotels in the area.

Newsletter: Kitty Bull announced that the deadline for the next newsletter is April 15th for the June In-Person meeting and then August 15th for the upcoming Fall Programs and Membership meeting. Please send your articles in so she and Mary Grogan can get the newsletter put together to be released.

Technology: Tammy Halstead announced that she is aware there have been some technical issues when signing up for meetings or workshops. If you have any issues, please reach out to info@vcq.org and Tammy can help with it. The new website should be up soon thanks to the Team of volunteers helping with the transition: Mary Grogan, Constance Horne, Kathy Hippeli, and Debi Harding. Tammy asked that guild members let her know of any of their local quilt shops that have information to be updated on the website. Tammy also let members know that they are updating the area map for the roster.

Publicity: Kelly Zuber let Area Reps know that they will get more rack cards at the June in-person meeting if they need them.

Celebration 2026: Kelly Zuber explained, for members who are not aware, that Celebration is a 4-day, all-inclusive retreat with workshops at Smith Mountain Lake. It will be held from Thursday, April 16th to Sunday, April 19th 2026. Kelly introduced volunteers and that "**Americana**" is the theme. On July 4th, the brochure will be published online. On August 1st member sign-up will open. On September 1st, non-member signups will be opened. The Quilt Challenge committee is Kitty Bull, Kathy Hippeli, Susan Fulton and Heidi Hayes. The theme for the challenge is **Stars & Stripes Forever**. The fabric can have stars or stripes and does NOT have to be red, white or blue. Sign up will be online or with the form that is in the newsletter. Kelly asked that if you are entering into the Challenge, please make sure to register so they know how much room will be needed to display the quilts. Kelly Zuber also explained Block Lotto. Kits are made available for purchase and contain one piece of focus fabric. You add to it and bring your completed block to Celebration for a drawing to win blocks. Karan Fisher is the member in charge of Block Lotto. Karan presented the design. It will be Dresden plates.

They will be freestyle, can have different edges, and be different sizes. If you purchase the kit it will contain: 1 fat quarter of either star or stripe fabric and a paper template for both a large Dresden and a small Dresden blade. The kit will be able to make 2 plates. The kits will be sold at the June in-person meeting. If there are any left, then members may purchase an additional kit. Kelly announced that they are looking for more help with getting materials together for the teachers gifts. If interested, please let her know.

Kelly announced she will also need to get with each area rep to get some donations from their area. She will provide a letter to take to quilt shops. Items will be needed by the June in-person meeting.

Community Service: Karin McElvein was absent so Debi Harding presented. She announced she was picking up any quilts and forms to go with them. She also has patterns and kits made up in **Come Quilt With Me** for members to pick up and make the quilts. She is looking for some volunteers to also quilt completed tops. She would like to get back any kits signed out today at the June in-person meeting so she can turn them in by July 2026. July is the deadline and the year starts over August 1, 2026. She reminded everyone that the quilt size needs to be 45" x 60".

President, Kathy Gray, reminded the membership that we get rewarded based on how many quilts we turn in. It is a competition so let's come in at #1. She suggested that if you have made a quilt in a class and maybe it isn't one that you particularly care for, donate that to ALS.

Area Reps: President Kathy Gray introduced the area reps: Debi Harding-Tidewater/Southside, Sue Knapp-Peninsula, Paula Golden-Southwest, Susan Fulton-Fredericksburg, Barbara Vonada-Richmond, Janice Willis-Culpeper/Madison, Heidi Haynes-Shenandoah Valley, and Kathy Gray-Northern Virginia. We are still looking for an area rep for Charlottesville/Lynchburg. If you are interested please reach out and let us know.

President Kathy Gray pointed out the Memory Tree quilt which has a leaf for each VCQ member who has passed away and also the VCQ Banner.

President reminded everyone to be back in the auditorium at 3:30pm for Show & Tell and door prizes.

Meeting was adjourned at 1:50pm.

Respectfully submitted, Lisa Frieman, Secretary



Don't Forget to Check out VCQ's Facebook Page

[VCQ Virginia Consortium of Quilters | Groups | Facebook](#)



JOIN the VCQ BOARD

The VCQ Board has openings for an Area Representative in the Charlottesville/Lynchburg area and for a Representative for the Richmond and surrounding counties area.

Requirements are a friendly attitude and a willingness to turn strangers into friends. An Area Rep connects with their members via email or Zoom. The term is usually a two-year term, but there is no limit to how long you would like to represent your area.

Duties include:

- Sending emails to members reminding them of upcoming events like Virtual classes, deadlines and upcoming programs. Membership can provide a list of VCQ members in your area.
- Visit local guilds to promote VCQ or ask your friends to help form a committee to represent VCQ.
- Attend VCQ Zoom board meetings every other month.
- Attend VCQ annual board retreat the second Sat. in January in-person or on Zoom.

Benefits to being on the VCQ Board:

- Being part of the decision-making process that drives VCQ;
- Knowing what is planned for VCQ well before it is made public; providing feedback from your area members, making life-long quilting friends.
- As part of the Board, you can use VCQ's Zoom account to socially connect with family and friends.

Some of you have served on the VCQ Board and know the pleasure of steering the future of our organization. Please give this serious consideration. Contact me with any questions.

Current Nominations for upcoming Board positions to be voted on at the Fall meeting in October are:

Vice President;
Treasurer;
Membership Coordinator.

As a member of VCQ, If you would be interested in running for any of these positions, contact any of the area representatives listed in this newsletter or VCQ's president, Kathy Gray

COMMUNITY SERVICE REPORT



Thank you to all the members making quilts for the Hopes and Dreams Quilt Challenge for ALS.

Quilters Dream Batting has held an annual competition to continue the fight to find a cure. They provide an entry form in each package of batting purchased. VCQ has the form on our website to print, complete and pin to each quilt. Just make sure you circle the entry category of "Quilt Guild". The new minimum completed size, requested by ALS, is 45" x 60" or larger lap and bed size welcome.

Your name and address is used to receive a personal hand-written note of thanks from Quilters Dream Batting.

Quilts are delivered to ALS patients nationwide, also auctioned, raffled or sold. VCQ competes each year to give the most generous quilts from a Guild. 1st prize is \$1,000, 2nd place \$750 and 3rd \$500 all in prizes given to VCQ. We typically receive lots of batting to use in the quilts. The year ends JULY 31st. So let's push to return as many tops, quilted tops or completed quilts at the June 14, 2025 meeting.

At the March 15 meeting in Fredericksburg, Faye Hannah & Debi Harding cut kits and put together 30+ kits with about 4 yards each of fabric and handed out 3-yard quilt patterns. Most were signed out by members. Thank you! We also collected 13 completed quilts to deliver to Hopes & Dreams. We also gave out 15 cuts of batting to members for machine quilting at home. Thank you to all members who long arm quilt for us.

In March, Quilters Studio in Fairfax gave VCQ an annual donation of 51, one yard cuts of fabric to use for charity. Karin will be giving this fabric out at the June & October VCQ in person meetings. When visiting Quilters Studio, please say a special "Thank You" for their generous donation.

Submitted by Debi Harding for Karin McElvein



These are some of the finished ALS quilts going to Hopes and Dreams. Thank you, VCQ members!



VCQ In-Person Meeting Information

VCQ will be meeting **IN-PERSON June 14, 2025 in Staunton, VA**. The schedule for the day includes three GREAT workshops to choose from and a Come Quilt with Me (CQWM) option for your personal sewing machine or handwork.

Meeting Location: Memorial Baptist Church, 224 Taylor St, Staunton, VA 24401

Lodging Accommodations: VCQ does not block rooms, so we hope you will call and ask for a discount at the hotels close to the venue. Most hotels offer AAA, AARP, Military and senior discounts. Also review hotel rates on trivago.com; trip advisor, and booking.com. The Hotels below are about 15 minutes to venue in an area with restaurants and shopping.

Hotels: The church is approximately 3 miles off I-81, exit 222, US-250. There are numerous hotels in Staunton, Fishersville & Waynesboro, off US 250 about 8 miles away. Most include breakfasts with 2.-2.5 stars, with 8 to 9 ratings.

See page 23 for details of a Special Event on Friday June 13th for us from 5:30pm to 7:30pm, hosted by Virginia Quilt Museum

Quilt Stores: If you are traveling near Harrisonburg, there are three great shops:

“Ragtime Fabrics”, open til 4pm Friday (downtown)

926 W, Market St., Harrisonburg, VA, 540-434-5663

“Sew Classic Fabrics”, open til 6pm Friday, located in the Shenandoah Heritage Market (off Rt 11, south of Harrisonburg-GPS address is 4309 South Valley Pike, Rockingham VA 22801). 540-421-3309. VCQ members will get a 15% discount on any regular priced merchandise excluding machines, ready-made consignment items, and merchandise already on sale. **Please let staff know you are a VCQ member before/while you are checking out to get the 15% discount.**

"Patchwork Plus", the largest quilt shop in Virginia has provided VCQ a 10% discount coupon for our members to use 6/9-6/13/25. They will be closed Saturday for their private annual "Charm Party Event". 17 Killdeer Lane, Dayton, VA 22821, 540-879-2505



Notes from Jan Farrow and Debi Harding, In-Person Programs and Facilities Chairs

*****Workshop Registration*****

You may register online or by mail.

Register online: <https://forms.gle/Vv7L8afhKg7czVdp6>

If you are registering by mail, your registration form and check to VCQ must be postmarked by May 24, 2025 (3 weeks prior to event).

Registrations will close after this date without exception. Any registrations postmarked after May 24, 2025 cannot be accepted and will be returned.

If you are mailing in a registration the week of May 19th please email inpersonprograms@vcq.org. Please fill out your registration form completely as this information is very vital to ensure proper email confirmation. You will receive an email with Confirmation of your class. NO postcards will be mailed. **Any cancellations must be made by May 31, 2025 (2 weeks prior to the event) to obtain a refund.** Email inpersonprograms@vcq.org.

Please wear your VCQ or Guild name tag to the meeting, so we can put names and faces together.

Saturday June 14, 2025 Meeting Schedule

8:05-9:00 AM Registration

1:30 - 3:30 Workshops Continue

9:00- Noon Workshops

3:45 - 4:15 Show and Tell

Noon-12:45 Lunch

12:45-1:25 Business Meeting

WORKSHOPS ***WORKSHOPS ***** WORKSHOPS *******

Workshop A: Linda Boone

Blended Fabric Collage Landscapes - HAND CLASS

Make a small (5"x7") landscape with **no sewing in this workshop**. Let the fabric do all the work! Bring your own inspiration or use one supplied. You'll leave with a ready to mount finished product.



Skill Level Required: Beginner

Supply List: Small pair of scissors, tweezers

Kit Fee: \$ __5.00_ and what it will include :

Muslin base, Misti Fuse, Parchment paper, Landscape fabrics

Glue with pinpoint applicator (Elmer's, Roxanne's, Liquid stitch, etc.)

Black and white acrylic paint




Linda Boone is a fabric collector who occasionally cuts it up to make quilts, bags, and other art projects. Currently the president of the Charlottesville Area Quilt Guild, she is also a member of the Richmond Chapter of the American Sewing Guild and the Four Seasons Quilt and Fiber Arts Group in Greene County. While fabric provides her a creative outlet, she thrives in the camaraderie of being with women (and the occasional men) who enjoy learning and sharing all things found in the quilting arts.

Workshop B: Barbara Cline

"Magic Add-A-Strip" technique 4 quilts 1 pattern


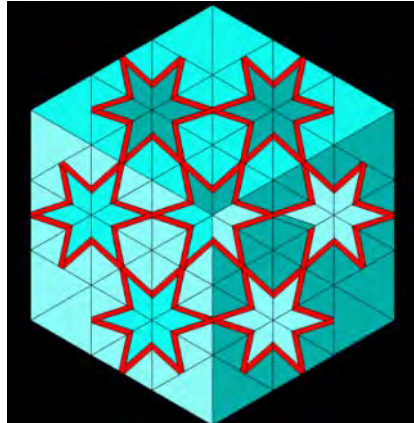
Quilt #1-37"x43"



Quilt #2 - 15"x 59"



Quilt #3 - 45"x 46"



Quilt #4 - 52"x 59"

Magic Add-A-Strip Skill Level -Intermediate

Supplies

Rotary cutter

Rotary mat, 24" x 36"

Rotary ruler, 3" x 12" (roughly)

Thread to match

1 sheet of template plastic

60 degree triangle (optional)

Double sided tape

Pins

Scissors

Paper scissors

E-pattern: 4 Patterns in 1- By Barbara Cline

This is a \$10.00 e-pattern that can be purchased at my website:

<https://www.delightfulpiecing.com/e-patterns>

Please print the pattern and bring to class.



Barbara Cline began her quilting journey in her teens and has since accumulated over 40 years of experience in both quilting and teaching. Her passion lies in breaking down complex quilt designs into manageable components, making it easier for her students to master each element and create their own masterpieces.

Currently, Barbara teaches quilting classes at local shops and offers lectures, trunk shows, and classes both nationally and internationally. She has also taught quilt classes on cruises and appeared on The Quilt Show. Her quilting adventures have taken her to places like Dubai and Kuwait. From her home in the Shenandoah Valley, Virginia, Barbara continues to design and piece beautiful wall hangings and quilts. www.Delightfulpiecing@gmail.com

Workshop C: Phyllis Reeves

“Stringing Along” – Learn how easy and addicting string piecing can be! Choose from 2 designs to create your own masterpiece using “Strings” of fabric. This technique uses strips of fabric from 1” to 2” wide and anything in between!

Design 1



Design 2



String Piecing is a wonderful way to use up scraps and at the same time conjure up memories. Everyone has scraps from past projects or that we acquired from our quilting friends. In this class, students will learn what constitutes a "string", how to make a basic String Quilt, and an easy way to make String Quilts using half square triangles. The design possibilities are endless.

SUPPLY LIST- NOTE - No Pattern Needed, No Kit Fee

Thin copy paper or tracing paper

"STRINGS" of fabric – 1"-2" wide and anything in between

Pencil

Glue Stick

Sewing machine, cord & foot pedal

Rotary cutter and small mat

Basic sewing supplies – scissors, thread, pins, extra needle...



The Valley Quilter: Phyllis Reeves

Phyllis has been a quilt instructor and retreat organizer for 20 + years. She previously owned Patchwork plus. After selling the shop in 2014, Phyllis turned her attention to teaching. She has taught in quilt shops in Virginia, Maryland and Kansas as well as quilt guilds across the state of Virginia. Her focus is on using scraps, string piecing, and using Studio 180 rulers. She keeps her classes fun and light hearted.

Workshop D: Come Quilt with Me

Bring your own hand or machine project or work on ALS Charity Quilt kits as you sit and quilt with other members and experience wonderful fellowship.



VCQ WORKSHOP REGISTRATION FORM – Staunton, VA – June 14, 2025

Registration form deadline: Saturday, May 24, 2025 (3 weeks before event). **Registrations will close after this date without exception. Any registrations postmarked after May 24, 2025 will not be accepted and will be returned. Any cancellations must be made by Saturday, May 31, 2025 (2 weeks before the event) to obtain a refund.**

Name _____ Member _____ Non-Member _____

Address _____

City _____ State _____ Zip _____

Phone _____

Email _____

Circle One:

Workshop A: Blended Landscape Collage with Linda Boone
kit fee \$5 payable to teacher in class

Workshop B: *"Magic Add-A-Strip" technique 4 quilts 1 pattern with Barbara Cline*
E-pattern: 4 Patterns in 1 By Barbara Cline (This is a \$10.00 e-pattern that can be purchased at <https://www.delightfulpiecing.com/e-patterns>)
Please print the pattern and bring to class.

Workshop C: "Stringing Along" with Phyllis Reeves
No Kit or Pattern fees

Workshop D: Come Quilt with Me

COST: Member- Workshop, CQWM & Lunch \$50

Non-Member – Workshop, CQWM & Lunch \$60

Amount enclosed: \$ _____

Are you bringing a sewing machine to Come Quilt with Me? ____ Yes ____ No

Were you referred or invited by a VCQ member? ____ Yes ____ No

If so, please write in their name _____

Is this your first time attending an In-Person workshop with VCQ? ____ Yes ____ No

Can you volunteer to be the Class Helper? ____ Yes ____ No

North Ridge Cafe will be preparing lunch for us...

Lunch includes sandwich/wrap, side, cookie (Gluten Free Brownie) and Water

Lunch Choices: **Condiments on the side**

**Gluten Free wrap available for all sandwiches

_____ CHICKEN SALAD CROISSANT: CHICKEN SALAD, LETTUCE AND TOMATO SERVED ON A CROISSANT.

_____ CLUB WRAP: DELI HAM AND TURKEY, SAVORY BACON, AMERICAN CHEESE, RED LEAF LETTUCE, AND ROMA TOMATOES ON A FLOUR TORTILLA. SERVED WITH A SIDE OF HONEY MUSTARD DRESSING.

_____ HUMMUS & VEGGIE WRAP: SPINACH WRAP, ROASTED RED PEPPER HUMMUS, AND FRESH VEGGIES.

SIDES - Choose One:

_____ TORTELLINI PASTA SALAD

_____ Fresh Fruit

Special lunch requirements: _____ Gluten-free Allergies _____

NOTE: VCQ will try their best to accommodate special lunch request, but if this has not been acceptable to you, please check here: _____ **I will be bringing my own lunch.**

Send workshop registration form and your check **payable to VCQ** by Saturday, May 24, 2025.

Jan Farrow, 234 Winchester Tr, Mineral VA 23117

Email: inpersonprograms@vcq.org with any questions. See you in Staunton!





Where Will You Be April 16-19, 2026?

We hope you and your quilting friends will be at Celebration! 2026. Celebration is the premiere event of the Virginia Consortium of Quilters held every two years at the W.E. Skelton 4-H Center at Smith Mountain Lake. This 4-day retreat and workshop brings together 150 quilters, eight teachers, sixteen classes, 2 lectures, a quilt challenge and show, plus contests, prizes, a silent auction and much more. Registration includes overnight accommodations, classes,

Important Dates: July 4, 2025 – Celebration Brochure is published on www.vcq.org
 August 1, 2025 – **Early Member*** registration opens
 September 1, 2025 – Non-Member registration opens
 February 1, 2026 – All fees must be paid

***To take advantage of Celebration! 2026 Early Member registration and have the best choices of classes you will want to make sure you are a registered member of VCQ by the early bird registration date of August 1, 2025. You can join VCQ or renew your membership at <http://vcq.org>. Non-member registration opens September 1, 2025 but most participants find that the cost of joining before the early member registration is more cost effective and provides more Celebration class choices than registering a month later as a non-member.**


What's new in Celebration! 2026? Our theme for Celebration! 2026 is AMERICANA celebrating the 250th birthday of America and the 50th anniversary of the modern-day quilt revival. At least one two-day class * Interesting mini-lectures before the main evening lecture on Friday and Saturday nights * Virginia Quilt Museum "Stitching History 2026" mini-quilt show* A new microphone and amplification system in the lecture hall * New teachers * Pre-Celebration! lunch cruise of beautiful Smith Mountain Lake on the Virginia Dare. This event is first come, first registered and must be paid in full at the time of registration. *

CELEBRATION! 2026 Quilt Challenge: STARS AND STRIPES FOREVER

All celebration participants are encouraged to participate and enter. Quilts must have both stars and stripes in the quilt pattern or fabric (or both!). Any colors are allowed. The quilt does not have to be red, white, and blue. Quilt must be made in 2025 or 2026. Quilt must include three layers – front, batting, and backing but can use any technique. Quilt must include a 4" hanging sleeve sewn in the top. Quilters are strongly encouraged to make quilts 70" or less. Quilts over 70" by 70" must be entered by March 1, 2026, and all others by April 10, 2026. See more details of this fun quilt challenge on page 22 below.

All Celebration 2026 participants will vote for Best in Show and Best Interpretation of Theme. First, second, and third place ribbons will be presented in both categories.

Co-Chairs for Celebration! 2026 - Kelly Zuber and Kathy McCrea



Silent Auction at Celebration! 2026

By Karilyn Pittman, Vice President, VCQ

The Silent Auction at Celebration! 2026 is to help offset the cost of the event. The silent auction is being facilitated by Karilyn Pittman and Jan Farrow. Your help with the auction is needed! Donate your quilting and sewing related items to the Silent Auction. Our intent is to offer some of the best novelty items, notions, fabrics, kits, sewing machines, and other like items. So, there is no time like the present to clean out your sewing studios and start looking for items to donate. Here are a few suggestions for the Silent Auction to help you get started with your planning:

- Fat Quarters, Precuts and fabric yardage (please label with amount)

- ✂· Kits that include fabric and pattern. This can include W.I.P. (Works in Progress) as long as all of the parts and pieces are included.
- ✂· Notions, Scissors, Rulers, embellishments and Threads.
- ✂· Quilt patterns or books. ✂· Organizational tools and/or containers.
- ✂· Sewing Machines: new or in good working order.
- ✂· A gift basket of sewing and/or quilting items.





Celebration 2026 Quilt Challenge - "Stars And Stripes Forever"

Okay, Folks, **Who** doesn't love a good contest to compete for winning fame, ribbons, and recognition? The Celebration 2026 Team challenges you to interpret this year's theme, "**Americana.**"

In 1976, the bicentennial helped to revive the art of quilting. Hopefully we will see interest grow celebrating the 250th year anniversary of the signing of the Declaration of Independence. Think beyond Red, White, and Blue. Think Purple Mountains **Striped** Majesty or **Stars** in My Eyes Over the Mississippi! Use your quilter's creative juices to create what Celebration 2026's theme comes to mind for you!

Additional Guidelines:

- ① The quilt must have **stars** or **stripes** or **both**. The **stars** or **stripes** or **both** can be in the pattern, in the fabric, or both and can be any color. It can be **all stars** or **all stripes** or a **combination**.
- ② Quilts may be any size. **Please use the Quilt Entry form and submit by April 10, 2026 for quilts up to size 70"x70". Please submit Quilt Entry form by March 1, 2026 if it will be over 70"x70".**
- ③ Your quilt must be made with a top and bottom layer, and batting in between with stitching holding it together.
- ④ Your quilt may be pieced or appliqued, modern or traditional. Any technique is acceptable. Other than that, it is all up to you and your imagination!
- ⑤ Your quilt must have a label sewn on the back bottom left hand corner with at least your name, the quilt's name, and the date completed. (this will be covered up for anonymity during competition)
- ⑥ Your quilt must have a sleeve sewn on the back with a 4" wide hanging sleeve in order to slide it onto the display frame. For heavy quilts and quilts wider than 80" you may consider making a split sleeve if it needs additional frame support.
- ⑦ Each Celebration participant can enter ONE quilt which must have been completed in 2025 or 2026.

This will be a "**Viewer's Choice**" competition. There will be award ribbons for the **Best in Show** - First, Second and Third place AND **Best Interpretation of Theme** – First, Second and Third place quilts as determined by the Celebration! 2026 attendees. We are asking each Celebration participant entering a challenge quilt to complete a **pre-entry form** with basic information.

Deadline for this entry form will be two weeks before Celebration 2026. Turn in your completed quilt at on-site registration on Thursday by 4:00 pm, April 23, 2026, so we will have time to set up the display. Your creation must be registered and numbered so the Celebration attendees will have a chance to vote for their favorite challenge interpretation.

Questions?

Contact Kitty Bull, Heidi Haynes, Susan Fulton, or Kathleen Hippeli at QuiltChallenge@vcq.org

Updated 4/18/2025



Virginia Quilt Museum

Open: Tues – Sat, 10am to 4pm

Virginia Quilt Museum
2328 Silver Lake Rd. Dayton, VA 22821
(540) 433-3818
info@vaquiltmuseum.org

"The Virginia Quilt Museum is celebrating its 30th anniversary in 2025".

Come celebrate our 30th Anniversary in style with this exhibition featuring 30 miniature quilts made by friends of the museum, as well as some of our antique quilts. Museum members, board members, volunteers, and supporters, **including at least eight VCQ members**, were asked to create a 30" x 30" quilt incorporating the museum's Honey Bee logo on a shades of white background. Artists were also encouraged to incorporate pearls, the traditional 30th Anniversary gift. These quilts are a fundraiser for the museum and will be sold through an online, silent auction. Bidding will open Saturday, August 23 during the museum's Birthday Bash. Bidding will close at the end of the exhibit on Saturday, September 27 at 5:00 pm!

The exhibit is on display at the museum April 29 - September 27, 2025 at 2328 Silver Lake Road, Dayton. VA 22821.

For more details go to www.vaquiltmuseum.org."

The Virginia Quilt Museum invites members of VCQ to a special reception on Friday, June 13, 2025 from 5:30pm to 7:30pm. VCQ members will enjoy after-hours access to the museum and light refreshments on our patio overlooking Silver Lake. Exhibitions that will be on display include Teal Trace by Barbara Hollinger and our 30th Anniversary Exhibit (which features quilts by a few VCQ members). Enjoy this chance to explore VQM's new home with your quilting friends.

Free for members of the Virginia Quilt Museum, regular admission prices apply if you are not a VQM member. VQM 2328 Silver Lake Road, Dayton VA 22821

Please **RSVP** here by June 8 (payment for nonmembers will be taken at the door). https://secure.lglforms.com/form_engine/s/Qz8TFDfC74ASuoO8tUp06g

VCQ Celebration 2026 Block Lotto & Dresden Plate Quilt Block History

Are you ready for VCQ Celebration 2026? Are you informed about the When? What? Where? and How? of everything to do with VCQ Celebration 2026? Regardless of whether you are “in the know”, or if you have or have not experienced a VCQ Celebration at



Smith Mountain Lake, VA; the VCQ Celebration 2026 Committee is beginning to publicize/inform you of this well attended and exciting bi-annual event. To kick things off, let me share with you information about the BLOCK LOTTO opportunity offered to those who plan to attend or register for VCQ Celebration 2026. BLOCK LOTTO is like Block of the Month but is solely for Celebration. At in-person meetings, kits will be available for purchase of \$5.00 beginning June 14, 2025 meeting. This year's BLOCK LOTTO is the Dresden Plate quilt block. Kits will contain a FQ of focus fabric, 2 paper wedge templates and instructions to make the Dresden Plates. Examples of

“reimagined” Dresden Plates will also be on display at all the in-person meetings.

Whether you are a seasoned or beginner quilter, you may have heard of the Dresden Plate quilt block, but do you know its' history? I didn't until I did some research about the origin of this quilt block. (references: <https://www.oldest.org/culture/quilt-patterns/>; <https://ronatheribbiter.com/dresden-block-history/>) I supposed, thinking like everyone else, the quilt block got its' name from the Dresden Porcelain Plates that were originated in Dresden, Germany during the Victorian Era. Well, I was greatly mistaken! The porcelain Dresden Plate itself had little to do with the quilt block we know & love today; instead, the “trademark” on the bottom of these plates most likely connects the Dresden porcelain plates to the Dresden Plate quilt block. The only other thing that connects the two is the name of Dresden, which is more of a statement of the Dresden Style or artistic movement of romanticism or “art deco” in the 1800's. Many of the famed Dresden porcelain pieces were created by a group of painters: Karl Richard Klemm, Donath & Co.,



Oswald Lorenz and Adolf Hamman. These painters did not make the porcelain themselves, but rather purchased the porcelain created in nearby Meissen then painted their artwork on top. This group of painters, to set their work apart from so many porcelain artists, created and registered their own mark or “trademark” called the famous blue crown Dresden porcelain mark. Much of the original work and records of the Dresden porcelain plate are lost to history because of the allied bombings of WWII. But, it is known that the original blue crown mark included 2 or 3 “petals”.



The Dresden Plate Fan goes back as far as the 1800's and were mostly made from wool, then later of cotton. They were hand pieced and applied onto a fabric square background block. Eventually, four of the fans were put together to make the full Dresden Plate quilt block we use today. The Dresden Plate quilt block really didn't become popular until the 1920's and were predominantly made from feed sack material. It is considered one of the oldest quilt patterns and is ranked #8 on the list of “Oldest Quilt Patterns”





Remembering One of Our Own

Dianne Reasons passed away on April 3, 2025. She was a kind and giving individual and loved to be with her quilting friends. Dianne joined VCQ in 2003 and was an active member of the Board from 2007 as the Membership Coordinator through 2011 and then in 2015. She served as the Shenandoah Valley Area Representative from 2012 to 2014 and filled in as Secretary for a bit.

VIRGINIA DEPARTMENT OF CONSERVATION AND RECREATION



A Stitch In Time Quilt Show

This annual exhibition showcases the works of many local and regional artisans, treasured family heirlooms, quilts from the Museum's collection, and more!

The quilts will be on display from April 1 through May 31, 2025.

Those interested in loaning quilts for the exhibition should contact the park for information. Entries will be accepted from Friday, February 28 until 4 p.m. on Friday, March 21.

Share Your Creativity,
Display Your Heirlooms,
Honor Our History.

Southwest Virginia Museum
Historical State Park

10 West 1st St. N.
Big Stone Gap, VA 24219

276-523-1322

Recreate responsibly. Learn more at www.virginiastateparks.gov/besafe

I LOVE
Virginia State Parks

800-933-PARK (7275) | www.virginiastateparks.gov

American Quilt Study Group
<http://www.Americanquiltstudygroup.org>



<https://quiltalliance.org>

Textile Talks

ONLINE PRESENTATIONS

Textile Talks, presented by Studio Art Quilt Associates, features weekly presentations and panel discussions from the International Quilt Museum, the Modern Quilt Guild, Quilt Alliance, San Jose Museum of Quilts & Textiles, Studio Art Quilt Associates, and Surface Design Association. The programs are held online at 2 pm Eastern (11 am Pacific) each Wednesday and last approximately one hour. Preregistration is required and recordings are available. Visit www.saqqa.com/textiletalks for more information on this series.

Advertising your Business or Event

For Newsletter (Per Issue)

Business Card	2" X 3.5"	\$10.00
1/4 Page	5.25" X 4"	\$15.00
1/2 Page	5.25" X 8"	\$30.00
Full Page	8" X 10.5"	\$50.00

Classified Ad (50 Words max)

Send Check made out to VCQ to Treasurer of VCQ

Send Ads to newsletter@vcq.org



A MESSAGE regarding MEMBERSHIP

As of April 8th, VCQ has a current 2025 membership of 253 members. Our membership, at \$30 per year, is a great value with workshops or lectures at each general meeting, virtual workshops, "Come Quilt With Me" several times each month, charity projects, and support of the Virginia Quilt Museum. Not to mention earlier registration for **CELEBRATION!**

TO PAY YOUR MEMBERSHIP ONLINE, USE THIS LINK:

[Online Membership Form and Payment](#)

The correct membership form is posted on the VCQ website and on the last page of this newsletter: [VCQ Membership Form.pdf](#)

**Questions: email VCQ's Membership Coordinator at:
membership@vcq.org**

RENEW YOUR MEMBERSHIP TODAY

***Remember, in order to register for Celebration 2026 as a member in 2025, you must be a member at the time of registration or join for two years at the time you register. ***

Virginia Consortium of Quilters

Application for Membership

Name: _____ Phone: () _____

Address: _____

City: _____ State: _____ Zip: _____ - _____

Email address: _____

By providing my email address I understand that I will receive the newsletter electronically.

Your membership can be paid for multiple years (up to 5 years) with this form. This date will be on your membership card and the mailing label of each newsletter. If dues increase during this period, yours will not. Check Years Paying For: () 2025 () 2026 () 2027 () 2028 () 2029

() New Member (Referred by _____)

Amt: \$ _____ (Make check payable to "VCQ")

(\$30.00 per calendar year, up to five years only.)

() Renewal Amt: \$ _____ (make check payable to "VCQ" and include SASE)

(\$30.00 per calendar year, up to five years only.)

Check Years Paying For: () 2025 () 2026 () 2027 () 2028 () 2029

Renewal Members Only: Please enclose this application, your payment, and a self-addressed stamped envelope (SASE) to help defray costs!

() I am a member of a local quilt guild/group: _____

_____ (List all guilds)

() I teach and/or lecture about quilting. Specialty: _____

() I may be willing to drive others from my area to VCQ meetings.

Mail to: Faye Hannah, Membership Chairperson

624 Lacy Oak Drive

Chesapeake, VA 23320

Questions: membership@vcq.org

FOR MEMBERSHIP ONLY

Date Rec'd: _____ CK Dep _____; Mem List updated _____; Card Sent _____ Area _____

Amt: _____ Ck. No. _____ Exp. Year: _____

New Member Packet: Letter _____; Name Badge _____ Card _____ Revised 1/16/2025