

# VIRGINIA CONSORTIUM OF QUILTERS

October 2020 Volume 39 Issue 3

## A MESSAGE FROM THE PRESIDENT – 9/24/2020

Hello Quilters! It's a new day at VCQ. The organization is now offering online workshops, meetings and *Come Quilt With Me* via Zoom. It's an exciting time to be sure and a very important time for our organization. One day we will all get together again, but for now we're only online! Please help be a moderator for a few meetings in the coming months. It is easy to do and you'll be with quilt friends you already know. You can gather a few member friends, pick a date and time and have a small group visit. Help one another with quilt questions, choose a fabric, or explore ways to quilt a finished project. Contact Program Coordinator Elizabeth Gibson at [programs@vcq.org](mailto:programs@vcq.org) for more information and how you can help.

**Mark your calendars** – Nov 14, 2020 10a.m. – 12 noon. Three of the VCQ Board positions are up for election. The current slate is:

President – Deborah Schupp

Secretary – Susan Fulton

Historian – Sally Hurst

The election will take place at the virtual Annual Members Meeting on Nov 14, 2020. Additional nominations will be taken from the floor or send your nominee's name to me. It's important that you attend as a minimum of 35 members must be available to elect board members.

\*\*Prior to the meeting, Augusta Cole will present a lively trunk show of her popular scrappy quilts.

It's time for many members to renew for the coming year(s). Please continue to support the quilting community in Virginia. Your membership is one of the main ways that the art of quilting will be vital for the next generation.

Deborah Schupp

## A MESSAGE regarding CHARITY PROJECTS

**BASSINETTE/MATRESS COVERS:** These are being donated to children's hospitals.

Finished dimension: 20" x 28" Directions:

- Cut 1 piece, 42" wide or WOF (width of fabric) by 29" long
- Fold fabric in half wrong sides together so 29" edges match
- Sew ¼" seam across one short end (21") to within ¼" of end, turn and continue on long edge, backstitching at both ends.
- Finish raw edges of seam allowances with zigzag or other over-edge stitch. If preferred, sew a French seam by first stitching the ¼" seam with WRONG sides together, then turn inside out and stitch seam again at about 3/8" to encase edges.
- Turn raw edge of opening ¼" to the wrong side and press. Turn over one more time and stitch along the edge to hold in place.
- Turn right side out and press.

Karin McElvein is collecting both the quilts and bassinette covers. Contact her at [membership@vcq.org](mailto:membership@vcq.org)

**QUILTS:** Have you finished all your UFO's? Would you like to make a charity quilt while you are sheltering at home? Susan Price has 12 quilt kits cut for our charity project that are ready to be sewn, all that needs to be added is batting. She is willing to mail you a kit if you are interested. Contact her at [vicepresident@vcq.org](mailto:vicepresident@vcq.org) to provide contact information.

**Charity quilts are being donated to the ALS Hopes and Dreams quilt challenge.**



We have done it again. Hats off to VCQ. We have won the **Hopes and Dreams** challenge as a guild. I will be picking up more goodies for us this week. I still have some from last year to share. Hopefully we can all get together in 2021 and I will bring it all so everyone can help themselves. You can mail basinet covers to me and or quilts and I will deliver them to Quilters Dream Batting or the hospital. Thank you everyone,  
Karin McElvein

### A MESSAGE regarding MEMBERSHIP

The current membership is 219 members. We have had 11 new members this year. 136 of you need to renew your membership before 12/31/2020. We now have wonderful virtual classes and Come Quilt with Me. Be sure to check out our Facebook page for updates.  
Karin McElvein, Membership



### A MESSAGE regarding CELEBRATION 2022

Plans are underway for Celebration 2022 at Smith Mountain Lake! For the most part, the 2020 event plans are shifting forward, however there will be a few workshop changes. Seven of the eight teachers have committed to teaching in 2022, so most of the classes will remain the same. There will be one replacement teacher and a few tweaks to some of the other offerings. Stay tuned! More details will be revealed as they become available. Meanwhile, save the dates to join us at Smith Mountain Lake on April 28 – May 1, 2022 for a fun-filled quilting retreat!

Susan Price [celebration@vcq.org](mailto:celebration@vcq.org)

### A MESSAGE regarding PROGRAMS

Our October class with Joy Duke, “Oh Snow Happy Snowman” is taking registrations through October 1<sup>st</sup> (Oct 8<sup>th</sup> if you live in the Hampton, VA area). Please check dates and information in this newsletter to be sure your kit arrives in time. This class has a maximum of 25 students.

VCQ is sponsoring *Come Quilt with Me* monthly, every third Saturday (except December) from 9-12. Log in information for CQWM is in the "members only" section of the website. Log in information for the members only section is on the back of membership cards. **Please do not share the password or log in information.**

Augusta Cole's November lecture prior to our General Meeting is titled "Scrappy, Oh Yes, Scrappy"! It's a different lecture, but still scrappy. Please join us so we can vote for our officers. We need a quorum of at least 35 members.  
Elizabeth Gibson

### A MESSAGE from your Newsletter Editor

Thank you VCQ! It has been my pleasure to serve as your Newsletter Editor, but it is now time for me to pass the torch, so to speak. This is my last issue. When I took up this position I was new to VCQ. It was a great way for me to learn about all VCQ is and does. If you have a heart to serve, please contact our President Deborah Schupp and let her know of your interest.



November General Meeting will include a Lecture from our very own Augusta Cole. The title of the lecture is “Scrappy, Oh Yes, Scrappy”! Please plan to join us, we will also be voting on several officer positions. A quorum is necessary for this meeting.



Treasurer's Report Submitted by -Karen Brewster

<b>VCQ OPERATING BUDGET FOR 2020</b>				
<b>INCOME:</b>	<b>2020 BUDGET</b>	<b>2020 Actuals at 8-31-2020</b>	<b>Variance</b>	<b>Celebration</b>
ADVERTISEMENTS-Newsletter & Roster	90.00		(90.00)	
MEMBERSHIP DUES-Current Year	1,775.00	1,300.00	(475.00)	
MEMBERSHIP DUES-PrePaid Future Years	2,700.00	950.00	(1,750.00)	
DONATIONS	-	40.00	40.00	
QUARTERLY MEETINGS	7,563.00	55.00	(7,508.00)	
VI GRAVES CELEBRATION SCHOLARSHIP	300.00		(300.00)	50.00
DOCUMENTATION - BOOK ROYALTIES	15.00	1.30	(13.70)	
INTEREST INCOME	7.00	5.41	(1.59)	
MISCELLANEOUS	-		-	1,331.00
<b>TOTAL INCOME:</b>	<b>12,450.00</b>	<b>2,351.71</b>	<b>(10,098.29)</b>	<b>1,381.00</b>
			-	
<b>EXPENSES:</b>			-	
			-	
BOARD	2,500.00	257.60	(2,242.40)	
DOCUMENTATION	-		-	
MEMBERSHIP	500.00		(500.00)	
DUES/FEES-State Corp. Comm.; AQSG	145.00	25.00	(120.00)	
DONATIONS-VQM; Piedmont of the Arts	800.00		(800.00)	
BANK FEES		24.00	24.00	
INSURANCE	1,645.00	1,651.00	6.00	
NEWSLETTER			-	
PUBLICITY	450.00	493.53	43.53	
TECHNOLOGY-Software	268.00	128.00	(140.00)	
QUARTERLY MEETINGS	6,825.00	852.50	(5,972.50)	5,086.64
COMMUNITY SERVICE PROJECT	150.00		(150.00)	
VI GRAVES CELEBRATION SCHOLARSHIP	-		-	
MISCELLANEOUS - OTHER	200.00	608.30	408.30	
PROPERTIES	300.00		(300.00)	
SPECIAL EVENTS	-		-	
<b>TOTAL EXPENSES:</b>	<b>13,783.00</b>	<b>4,039.93</b>	<b>(9,743.07)</b>	<b>5,086.64</b>
<b>Net</b>	<b>-\$1,333.00</b>	<b>-\$1,688.22</b>	<b>-\$355.22</b>	<b>-\$3,705.64</b>
<b>Bank Balance</b>				
Checking	2,936.66			
Money Market	22,524.21			



## **MEET YOUR BOARD OF DIRECTORS**

VCQ Board & Area Reps 2020

<b>Position</b>	<b>Name</b>	<b>Phone</b>	<b>E-mail</b>
<b>President</b>	Deborah Schupp	540-604-0988	<a href="mailto:president@vcq.org">president@vcq.org</a>
<b>VP</b>	Sue Price	703-569-7421	<a href="mailto:vicepresident@vcq.org">vicepresident@vcq.org</a>
<b>Secretary</b>	Susan Fulton	804-633-5962	<a href="mailto:secretary@vcq.org">secretary@vcq.org</a>
<b>Treasurer</b>	Karen Brewster	703-732-6283	<a href="mailto:treasurer@vcq.org">treasurer@vcq.org</a>
<b>Membership</b>	Karin McElvein	757-572-1569	<a href="mailto:membership@vcq.org">membership@vcq.org</a>
<b>Historian</b>	Sally Hurst	434-248-6212	<a href="mailto:historian@vcq.org">historian@vcq.org</a>
<b>Programs</b>	Elizabeth Gibson	703-362-8606	<a href="mailto:programs@vcq.org">programs@vcq.org</a>
	Debi Harding	757-615-7758	<a href="mailto:programs@vcq.org">programs@vcq.org</a>
<b>Facilities</b>	<b>VACANT</b>		
<b>Newsletter</b>	Sue Hickman	540-327-0135	<a href="mailto:newsletter@vcq.org">newsletter@vcq.org</a>
<b>Web Mistress</b>	Mary Grogan	202-262-0142	<a href="mailto:maryg@infovisions.org">maryg@infovisions.org</a>
<b>Publicity</b>	Ann Tinsman	540-894-5543	<a href="mailto:publicity@vcq.org">publicity@vcq.org</a>
<b>Celebration Co-Chair</b>	Deborah Schupp and Sue Price	540-604-0988 703-569-7421	<a href="mailto:celebration@vcq.org">celebration@vcq.org</a>
<b>Community Service</b>	Karin McElvein	757-572-1569	<a href="mailto:Karinlisa7@gmail.com">Karinlisa7@gmail.com</a>
<b>Documentation</b>	<b>VACANT</b>		
<b>Area Reps</b>			
<b>Northern VA</b>	Kathy McCrea	703-425-1829	<a href="mailto:kathy.mccrea@cox.net">kathy.mccrea@cox.net</a>
<b>Shenandoah Valley</b>	Elaine Breiner	937-239-4891	<a href="mailto:esbreiner51@yahoo.com">esbreiner51@yahoo.com</a>
<b>Southern Shenandoah</b>	<b>VACANT</b>		
<b>Culpeper-Lynchburg</b>	Phyllis Keese	804-690-4843	<a href="mailto:jophee@aol.com">jophee@aol.com</a>
<b>Richmond</b>	<b>VACANT</b>		
<b>Fredericksburg</b>	Ann Tinsman	540-894-5543	<a href="mailto:atinsman@hotmail.com">atinsman@hotmail.com</a>
<b>Southwest</b>	Sue Whitney	540-297-7267	<a href="mailto:whit2inva@gmail.com">whit2inva@gmail.com</a>
<b>Peninsula</b>	Bonnie Timm	757-483-4909	<a href="mailto:leabo@charter.net">leabo@charter.net</a>
<b>Tidewater</b>	Debi Harding	757-615-7758	<a href="mailto:programs@vcq.org">programs@vcq.org</a>

## VCQ Online Workshop

### Oh Snow Happy Snowman Wall Quilt

taught by Joy Duke

Offered by VCQ on Zoom to VCQ members; membership forms can be found at <http://www.vcq.org/documents/Membership.pdf>

**October 10, 2020**

**9 AM start time**

Class will go until approximately 2 PM with a break for lunch.

Class Fee: \$40 plus partial kit fee.

Kit Fee paid directly to teacher: \$15 includes shipping.

Please register at [http://www.vcq.org/member/register\\_class.php](http://www.vcq.org/member/register_class.php) by October 1, 2020 (Oct 8 if you live in the Hampton, VA area), so kit arrives before class date.



No need to fear yo-yos anymore and no templates needed! We will diagnose problems that you have encountered in the past and get you to be a yo-yo king or queen by the end of the class. Additionally, you will learn traditional applique to attach the yo-yos to the background fabric, working with bamboo felt for the snowman's arms, buttons, hat, eyes and nose, and using Perle cotton to do buttonhole, stem stitch, and French knots. This is a piece that anyone can successfully make for this winter season.

This class will be conducted virtually using Zoom. Class will start at 9 AM and work until noon. We can then take a break, have some lunch, and come back to finish up (or nearly finish) the project. After the break you may have more questions. We can even have a Show and Tell of your projects. It should be as fun as a VCQ meeting but without the hugs and group lunch.

If students wish, they can join a private Facebook group to continue interacting with Joy and other students. After class you can continue to ask questions and post photos of your partial and completed projects for Joy and other class members to view. Joining this group would be optional and is offered at no additional cost.

Supplies students supply (outside of kit): Navy Background, Border, Backing and Sleeve-3/4 Yard White Shimmering Fabric for Yo-Yos and Border-3/4 yard Reynolds Plastic Coated Freezer Paper-1 yard 13" X 17" Thin Cotton Batting (I use Warm and Natural) Pointed-tip scissors-my favorite is Fiskars Micro-Tip Scissors No. 5, Fine Mechanical Pencil, Millner Needles of your choice and Quilting Thread.

Kit contains: Black Pearl Bamboo or Wool Felt for Hat, Buttons, and Eyes; 4 " Square Sangria Bamboo or Wool Felt for Hat Band; Chenille Size 24 Needles; 3" x 1 " Coconut Shell Bamboo or Wool Felt for Arms; 3" x 2" Valdani 100% COLORFAST Hand-Dyed Threads in size 12 Perle Cotton (#1 Black, #3 White, and variegated colors 0075 Red, 0217 Brown, and 0244 Orange were used for this model.)

# Art of the Quilt

12<sup>th</sup> Biennial Invitational Quilt Exhibition

Piedmont Arts Center

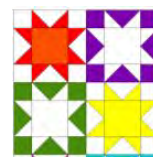
Oct 24, 2020 – Jan 9, 2021

If you love to see innovation in quilting both traditional and contemporary, you must get to this exhibit. Six VCQ members will have quilts on display. VCQ is a sponsor of this event. Co-curated by award-winning quilter Linda Fiedler and VCQ member Betty Blessin, this year's show is themed "Anything Goes" bringing visitors from across the country.

215 Starling Ave., Martinsville, VA  
276-632-3221



## ALS Charity Block – Sawtooth Star Blocks



The Hopes & Dreams for ALS research sponsored by Quilters Dream Batting continues. VCQ members turn in blocks to be made into a colorful top. This top is donated and money raised goes to ALS research.

Please make 8" finished Sawtooth Star blocks in white and a tone-on-tone color or solid color to be made into a donation quilt for ALS.

Keep the colors bright so this will be a happy quilt to help the recipient smile.

When you have made a couple, please send to:

Deborah Schupp, 17163 Tally Ho Trail, Brandy Station, VA 22714

Make the center and the star points in one color. Make the background in white.

OR

Make the center and the star points in white and the background in the one color.

Cut 1 - 4 ½" square for center of the star

8 - 2 ½" squares for star points

4 - 2 ½" x 4 ½" rectangles for background

4 - 2 ½" squares for background

To make the block, use the stitch and flip method to create four flying geese units. You can find instructions for this method on the internet and in numerous quilt books.

Arrange the 2 ½" background blocks in the corners and the 4 ½" center block in the star fabric. Sew the units into rows and the rows into the star block.

**VCQ hopes to again soon schedule meetings all over the state. If your guld would like to sponsor a meeting contact one of the Board members. If you know of a quilting teacher we would be interested in, please contact Elizabeth Gibson, Programs Chair/Teachers at [programs@vcq.org](mailto:programs@vcq.org) or 703-481-6879**

Design-Print-Stitch with your own unique imagery!

**PG Fiber2Art**  
 Original & Custom Thermofax Screens,  
 Teachers of Surface Design

pgfiber2art.etsy.com  
 pgfiber2art.blogspot.com  
 pgfiber2art@gmail.com


Susan Price and Elizabeth Gibson, Springfield, Virginia


 Find us on Facebook



Advertising For Newsletter per Issue & Roster	
	<i>Newsletter</i>
Business Card-2"x3.5"	\$10.00
¼ Page-5.25"x4"	15.00
½ Page-5.25"x 8"	30.00
Full Page-8" x 10.5"	50.00
Classified Ad (50 word max – Newsletter only)	


Send ads to [newsletter@vcq.org](mailto:newsletter@vcq.org) and check made out to VCQ



 **Gumbo Design Studios**  
 Patterns, Lectures, Workshops

**Deborah Schupp**  
 Textile Artist, Quilt Designer & Teacher  
 540-604-0988

17163 Tally Ho Trail ~ Brandy Station, Virginia 22714  
[debschupp@gumbodesignstudios.com](mailto:debschupp@gumbodesignstudios.com) ~ [www.GumboDesignStudios.com](http://www.GumboDesignStudios.com)





by postponed until 2021. If you were planning to attend you will have the opportunity next year. The museum will again be looking for helpers and sponsors.

AQSG also produces an online quarterly publication for members called Blanket Statements. You can access the Summer 2020 issue at <https://americanquiltstudygroup.org/docs/ForMembers/BStatements144.pdf>.



[Home](#) [Membership](#) [Donate](#) [Research](#) [Publications](#) [Seminar](#) [Quilt Study](#) [Grants & Fellowship](#) [About](#)

## Seminar

### Save the Date

Seminar 2020 Postponed, moved to 2021

Seminar 2021 August 18-22, 2021: Harrisonburg, Virginia

Seminar 2022 September 28 - October 3, 2022: San Diego, California

### What is Seminar?

AQSG's feature event is our annual Seminar. Held in a new location every year, Seminar brings quilt enthusiasts and scholars together for a weekend engaged in quilt study. In addition to the presentation of research papers chosen for publication in *Uncoverings* and a renowned keynote speaker, Seminar offers pre-conference tours, study centers, panel paper presentations, and a poster session, all directed toward the interests of quilt lovers. Other events include a book signing featuring famous authors of quilt history; a live and silent auction of quilt treasures; show-and-tell of remarkable quilts, textiles and related items; an on-site quilt exhibition; and the sale of vintage quilts and textiles from member dealers all over the country.

Seminar presents the opportunity to view quilts from new perspectives, discuss aspects of women's and cultural history, learn the latest in documentation and research, as well as the chance to mingle with authors, quilters, teachers, and quilt community leaders. AQSG's Seminar guarantees a unique learning experience for everyone with a connection to quilts.





## **Bowl Cozy Workshop**



**Saturday, October 10, 2020  
1:00 PM - 3:00 PM**

**Learn how to make quick and easy bowl cozies with Sandy Maxfield! Bowl cozies protect fingers and furniture from microwaved bowls of food. These fabric bowls can also be used as stand-alone baskets to hold anything. Practical and cute! They make wonderful homemade gifts. During this class you will create two bowls using your own fabrics. You will also learn about options for various sizes and styles.**

## **Scandinavian Stars Workshop**



**Friday, November 13, 2020  
1:00 PM - 3:00 PM**

**Learn how to make no-sew Scandinavian fabric stars with Sandy Maxfield! These ornaments are easy to learn and addictive to make! Hang them on the Christmas tree, string them into garlands, or attach to gifts. They also make perfect little gifts full of holiday spirit. During this live class you will create two stars using your own fabrics. You will get detailed instructions to make several different sizes.**

## VCQ VOLUNTEERS NEEDED

Part of being a member of a non-profit is taking a turn volunteering to lead and/or assist in a function of that organization. **VCQ needs YOU!** VCQ depends on volunteer members to handle the organization's business and create memorable events for all of us. It takes a team to get this done.

Step forward to help your organization. VCQ has been blessed to have a core group of volunteers that now need to rotate off the board and committees where they have served for many years. Please contact VCQ President, Deb Schupp, to talk about positions that need to be filled. (Newsletter, Documentation, Area Rep for Southern Shenandoah Valley, Area Rep for Richmond, Celebration 2022 event). All of these positions can be shared between two people. So grab a quilt friend and join the VCQ Board.

When we can meet in person again, board members attend a meeting the Friday night before the Saturday mini retreat (three per year). In addition the board holds an annual retreat at the President's home in Brandy Station, VA. the second weekend in January of each year. Until then everything will be via Zoom.

If you enjoy the mini retreats to take workshops or quilt with your friends, it's time you help coordinate some part of the event. It's not hard or complicated and there are others to help you.



**Please check your email blast to make sure this is not your last newsletter.  
Before your membership expires, don't forget to send in your renewal.  
Below you will find the VCQ Application. You can also find it on the VCQ website.  
Also, don't forget to check for announcements and future updates on our VCQ website.**  
[www.vcq.org](http://www.vcq.org)

# Virginia Consortium of Quilters Application for Membership

Name: \_\_\_\_\_

Phone: ( \_\_\_\_ ) \_\_\_\_\_

Address: \_\_\_\_\_

City: \_\_\_\_\_ State: \_\_\_\_\_ Zip: \_\_\_\_\_

Email address: \_\_\_\_\_

**(By providing my email address I understand that I will receive the newsletter electronically.)**

Your membership can be paid for multiple years (up to 5 years) with this form. This date will be on your membership card and the mailing label of each newsletter. If dues increase during this period, yours will not.

New Member (Referred by \_\_\_\_\_) Amt: \$ \_\_\_\_\_ (Make check payable to "VCQ")  
(\$25.00 per year, up to five years only.)

Renewal Amt: \$ \_\_\_\_\_ (make check payable to "VCQ" and include **SASE**)  
(\$25.00 per year, up to five years only.)

**RENEWAL MEMBERS ONLY: PLEASE ENCLOSE WITH YOUR PAYMENT, YOUR APPLICATION AND A SELF-ADDRESSED STAMPED ENVELOPE (SASE) IF YOU WISH TO HAVE YOUR CARD MAILED TO YOU!**

I am a member of a local quilt guild/group: \_\_\_\_\_  
(List all guilds)

I teach and/or lecture about quilting.

I may be willing to drive others from my area to VCQ meetings.

**Mail to: Karin McElvein, Membership Chairperson  
8560 Executive Drive #3  
Norfolk, VA 23503**

**Questions: [karinlisa7@gmail.com](mailto:karinlisa7@gmail.com)**

**For Membership Only:** Area \_\_\_\_\_  
Date Rec'd: CK Dep \_\_\_\_; Mem List updated \_\_\_\_; Card Sent \_\_\_\_\_

Amt: \_\_\_\_\_

Ck. No. \_\_\_\_\_

Exp. Year: New Member Packet: Letter \_\_ Name Badge \_\_ Card \_\_ Pin \_\_

Revised 11/15/19