

VIRGINIA CONSORTIUM OF QUILTERS

June 2018 Volume 36 Issue 2

A MESSAGE FROM THE PRESIDENT –

Heather Zavagnin

What a GREAT Celebration 2018 we had! I want to thank the entire committee, vendors, teachers, and participants that made this year's Celebration a fantastic weekend and I look forward to seeing what the Celebration 2020 committee has planned for us.

Our Community Service Project for Bassinette covers is in need of fabric, so while you might be cleaning up your stash this summer please keep this in mind. We are looking for Bright, Fun, Novelty (no black) cotton fabric, dimensions are 42" wide or WOF (width of fabric) by 27" long. You do not need to pre-wash the fabric, they will be washed before being given to the local NICU. We would also like to encourage you to sew some at home and bring with you to the next meeting. If you will not be attending any meetings but would like to donate fabric or finished bassinette covers you could mail them to me, or if you have a board member in your local quilt guild you could give it to them to bring to the next quarterly meeting.

What's in store for the upcoming years? November 2018 we will be meeting in Harrisonburg we have secured the church Asbury UMC, which is right next door to the VA Quilt Museum. Rose Hall, Facilities chair, is working on facilities for 2019. We are looking for facilities in the following locations, March 2019 – Virginia Beach, May 2019 - Charlottesville or Lynchburg, August 2019 – Culpeper or Fredericksburg, November 2019 – Williamsburg, so if you know of a church or community center that might be able to host us please let her know at facilities@vcq.org.

If you have not joined our Facebook group, please do so. We have almost 700 members on there (most might be out of state people but there are quite a few that have not joined VCQ yet due to other obligations but want to keep up to date with our organization). I have been posting every Monday our "Quilting Funny" to start our

week off with a laugh. Members have been posting more and more questions about classes that have been taken in the past, showing off their finished projects from classes/retreats, upcoming events that will take place before the next newsletter is published, and just lots of information for everyone to see. Find us at VCQ Virginia Consortium of Quilters.

I look forward to seeing you in August.

Heather Zavagnin, President

Charity Update:

I delivered 17 bassinette covers to Sentara after Celebration. I have 12 quilts ready to deliver to Dream Cotton Batting for ALS. I have been waiting as I have one more that needs to be quilted and I haven't had time. I hope to get to it this month and get them all delivered prior to the August meeting.

I want to thank everyone who contributed. As this is an ongoing charity project, I hope I will collect more at the August meeting.

Karin McElvein

MEET YOUR BOARD OF DIRECTORS

VCQ Board & Area Reps 2018

	Position	Name	Phone	E-mail
1	President	Heather Zavagnin	770-845-5190	president@vcq.org
2	VP	Betsy Powell	757-622-0993	vicepresident@vcq.org
3	Secretary	Susan Fulton	804-633-5926	secretary@vcq.org
4	Treasurer	Karen Brewster	703-732-6283	treasurer@vcq.org
5	Membership	Karin McElvein	757-572-1569	membership@vcq.org
6	Historian	Joan McGowan	703-323-6048	historian@vcq.org
7	Programs	Elizabeth Gibson	703-481-6879	programs@vcq.org
		Debi Harding	757-615-7758	programs@vcq.org
8	Facilities	Rose Hall	434-363-1011	facilities@vcq.org
		Sue Burton	804-435-3229	facilities@vcq.org
9	Newsletter	Yvette Cienski	757-234-0232	newsletter@vcq.org
10	Web Mistress	Mary Grogan	202-262-0142	maryg@infovisions.org
11	Publicity	Ann Tinsman	540-894-5546	publicity@vcq.org
12	Celebration Chair	Gigi Dann	511-232-6521	gigidann@comcast.net
13	Community Service	Karen DuMont	804-233-7750	kmdumont@comcast.net
		Karin McElvein	757-572-1569	Karinlisa7@gmail.com
14	Documentation	VACANT		
	Area Reps			
1	Northern VA	Kathy McCrea	703-425-1829	kathy.mccrea@cox.net
2	Shenandoah Valley	Kathleen Ackerson	540-335-4700	kackerso@shentel.net
3	Southern Shenandoah	Vacant		
4	Culpeper-Lynchburg	Deb Schupp	540-604-0988	debschupp@GumboDesignStudios.com
5	Richmond	Karen DuMont	804-233-7750	kmdumont@comcast.net
6	Fredericksburg	Ann Tinsman	540-894-5546	atinsman@hotmail.com
7	Southwest	Vacant		
8	Peninsula	Bonnie Timm	757-483-4909	botqg@verizon.net
9	Tidewater	Debi Harding	757-615-7758	debi.harding@cox.net

VCQ General Meeting Minutes-March, 2018

Staunton, Virginia

President Heather Zavagnin opened the meeting at 12:39 p.m. with the call to order. She welcomed everyone to Staunton and greeted one new member. Betsy Powell presented her with a "goodie".

Minutes of the November meeting were published in the January newsletter. There were no corrections. Motion to approve minutes by Ann Tinsman and seconded by Karin McElvein. All members voted to approve minutes.

Heather announced that there were cards being circulated for Deb Schupp for the loss of her Mother-in-law in January and for Pat Winters who recently lost her husband.

Treasurer's Report: Karen Brewster passed out the treasurer's report. We reviewed the 2017 budget and actual figures that we had. She passed out the Board's proposed budget for 2018. There was a very short number of questions and discussion. The motion to approve the budget was made by Kathy McCrea. Seconded by Marty Greene. Vote was unanimous approval for new budget.

Karen also discussed the need to find a CPA to look over the past year's books for review. None were present at the meeting, so Karen said she would try to find a CPA friend that could review our books.

Membership: Karin McElvein reported for membership. We have 223 current members. Any members that haven't rejoined by this weekend will not receive the newsletter in the future and will be dropped from the membership list.

Karin also gave a brief thank you to all that have donated ALS quilts and NICU bassinet covers. She read thank you notes from both charities.

Facilities: Rose Hall from facilities announced the next two VCQ sites. Celebration 2018 in April at Smith Mountain Lake, and August in Gloucester at the Newington Baptist Church.

Programs: Elizabeth Gibson from Programs took many pictures to post on Facebook and encouraged all in attendance to also post their photos and comments. Thank you to Rachel Brown for the gifts she donated from her shop here in Staunton. Also thank you to the Quiltery, for their charm donation and discount coupons. They were both very generous to our group.

Elizabeth Gibson is looking for new ideas for class ideas!!! There is a new evaluation being passed out at this meeting and please ask members of your group to add

their thoughts for new ideas for programs and meeting sites.

Newsletter deadline for the August meeting is June 8.

Publicity: Heather and Mary will be going over our VCQ computer site and deleting old and out of date items. If anyone knows of anything that needs to be changed please contact one of them to add the new information.

Celebration 2018 report: Susan Beard let us know that everything is charging on strong for a great Celebration event. She says there are still openings, so they are keeping the registration open until all spots are full. If you have any friends that still want to come, then get them to let her or Phyllis Mondak know ASAP. She is still searching for orphan blocks for one of the activities at Celebration 2018. They are still needing 10" batting squares. They are still accepting blocks for the Block Lotto and will take them up at the Celebration registration also. Everyone is encouraged to submit a Challenge Quilt. See the Celebration packet for the requirements. Upon registration we will be accepting any new or gently used quilting items for the Silent Auction. And lastly, we will need more volunteers on the mountain to run some of our activities. See the sign-up sheet up front to sign up for activities that interest you.

Community Service Projects: We still have fabric and directions for the bassinet covers for any interested sewers. Just take a kit and bring it back the next meeting. There are also kits for ALS quilts. We will continue with these projects until we run out of fabric. We may need a few long arm quilters to help with these quilt tops.

Old Business:

We still have vacant positions that need to be filled. Please consider helping support VCQ and getting involved with one of these positions. We need area reps for Southern Shenandoah area and Southwest Va., area. We need a documentation chair and a Publicity Chair.

We will gather back here at 3:45 for show and tell, and class show and tell, and a door prize drawing.

Meeting adjourned at 1:09 p.m.

Minutes submitted by Susan Fulton

Calendar of Events

June 21st - September 3rd, 2018

Row by Row Experience

<https://rowbyrowexperience.com/>

July 13th - 14th, 2018

Patchwork Quilters Jamboree

Graham Middle School

1 Academic Circle

Bluefield, VA 24605

<https://www.virginia.org/listings/Events/PatchworkQuiltersJamboree/>

August 17th – 18th, 2018.

Tidewater Quilters' Guild, Inc. proudly presents the 2018 Quilt Show...

"Every Quilt Tells A Story!"

Cape Henry Collegiate, Alfred T. Taylor Field House

September 6 – 8, 2018

Quilts in the Country 2018 Coming in September
The Rockbridge Pieceworkers Quilt Guild (RPQG) will put on its annual quilt show, Quilts in the Country 2018, held in conjunction with the Rockbridge Regional Fair. The quilt show will take place Thursday through Saturday, September 6 – 8, 2018.

The show will be on display at the Virginia Horse Center, Anderson Coliseum Mezzanine Exhibit Room. Virginia Horse Center

487 Maury River Rd, Lexington, VA

<http://www.rpqg.org/>

September 27, 28 & 29, 2018

Original Sewing & Quilt Expo

Fredericksburg Expo Center

Fredericksburg Expo & Conference Ctr

2371 Carl D Silver Pkwy

Fredericksburg, VA 22401

<http://www.sewingexpo.com/>

October 1-6, 2018

Central Virginia tour De Quilt

<http://tourdequiltvirginia.com/>

October 3rd - October 6th, 2018

2018 AQS QuiltWeek

Virginia Beach Conference Center, 1000 19th St,
Virginia Beach, VA 23451

<http://www.quiltweek.com/locations/virginia-beach/>

SAVE THE DATES * AQSG SEMINAR *

OCTOBER 3-7, 2018

Bethesda, Maryland

This year's Seminar will be held at Bethesda Marriott, 5151 Pooks Hill Road, Bethesda, MD 20814. For those of you who are eagerly waiting you may book your room with the code <https://aws.passkey.com/event/49587573/owner/3322307/list/hotels> or by calling (800) 228-9290. If you are booking online please use the comments section to give the hotel any additional information, including bed arrangements. If you call, be sure to say you are with American Quilt Study Group and let them know if you are sharing a room. We will continue to update you with more information as we move into spring and the Seminar Brochure will be sent to all members in May.

October 19th - 28th, 2018

Quilters' Quest Shop Hop

Northern Virginia and Maryland

<http://www.quiltersquest.org/>

October 19th - 20th, 2018

Stafford Piecemakers Annual Quilt Show

"Those We're the Days"

John Musante Porter Memorial Library, 2001

Parkway Blvd, Stafford, VA 22554

November 2-3, 2018

Winston-Salem Quilts 2018 Quilt Show

GATEWAY YWCA

1300 South Main Street

Winston-Salem, NC 27127

<https://forsythquilters.org/2018-quilt-show/>

VCQ 2018 Events:

August 11- Gloucester

November 10 - Harrisonburg

March 9, 2019 – Virginia Beach

May 11, 2019 – TBD

August 10, 2019 – TBD

November 9, 2019 - TBD

The following are the **Deadline Dates** for item submissions to the newsletter staff:

SEPT. 7, 2018 for November 10th meeting

Jan. 4, 2019 for March 9th meeting

Mar. 15, 2019 for May 11th meeting

Jun. 7, 2019 for August 10th meeting

Sept. 6, 2019 for November 9th meeting

Material can be sent electronically (preferred) to newsletter@vcq.org

OR mailed to:

Yvette Cienski,

206 Blue Heron Dr.

Yorktown, VA 23692

Advertising

For Newsletter & Roster

	<i>Newsletter</i>	<i>Roster</i>
Business Card-2"x3.5"	\$10.00	\$20.00
¼ Page-5.25"x4"	15.00	30.00
½ Page-5.25"x 8"	30.00	60.00
Full Page-8" x 10.5"	50.00	100.00
Inside Back Page		125.00
Classified Ad (50 word max – Newsletter only)		

Send ads to newsletter@vcq.org and check made out to VCQ



CALENDAR OF EVENTS AT VIRGINIA QUILT MUSEUM

2018 Exhibit Schedule

Exhibit II

MAY 22 – SEPTEMBER 8

Beyond the Valley (based on the Valley Botanical)

Doreen Johnson and Dawn Ronningen, Curators

Galleries I, II, III and Warren

Beyond the Valley reflects the celebration and preservation of an American iconic Folk Art quilt that depicted botanicals of the Shenandoah Valley area of Virginia just prior to our country's Civil War. Esther Blair Matthews created a beautiful Botanical Album quilt that not only depicted flowers that grew in her beloved valley, but that also voiced her declaration and devotion to her family and her Country.

Quilts for this exhibit come from the members of the online Shenandoah Valley Botanical Album Sew Along.

Fly Me to the Moon

Susanne Jones, Curator

Galleries IV and V

Artists from eight countries have created art quilts celebrating Man's First Walk on the Moon. This multifaceted collection includes quilts that: commemorate the iconic images from the news; recall personal memories of July 20, 1969; honor all of the Apollo Missions; recognize all of the Apollo Astronauts; investigate scientific moon images; examine NASA's cool tools; explain myths associated with the moon; define moon idioms; replay the music inspired by the moon; visit pop culture icons; and make us fall in love again under the romantic moon. All of the quilts in this collection are 18" wide and 30" long and were juried to be a cohesive exhibit. Although the quilts are varied in style, the theme is always the same, the moon. 179 art quilts tell the story of our fascination with the moon since the dawn of time through the Apollo moonwalks and beyond. Well-known and fairly new fiber artists have stretched their creative muscles to draw the viewer in to the world of science, romance, history and fantasy. This exhibit has something for everyone.

Treasures From the Vault: New Acquisitions

Gallery VI and Hallway

Small Botanical Sentiments

Doreen Johnson and Dawn Cook Ronnigan, Curators

Galleries A and B

Conservation Lab- Gallery C

Exhibit III

SEPTEMBER 18 – DECEMBER 15, 2018

Mountain Mist Quilts - 20th Century Favorites

Neva Hart, Curator

Galleries I, II and III

In 1929 making wall art was not the intention of Stearns & Foster Company of Cincinnati, Ohio when the company's Mountain Mist batting division started printing quilt designs on the wrappers for its all-cotton quilt batting products. The highly successful marketing strategy to sell batting by giving away pretty quilt patterns with easy-to-use instructions influenced styles of the Colonial Revival period and fostered quilt making for almost 90 years. This exhibit features quilts made from some of the earliest Mountain Mist quilt patterns which have remained favorites into the 21st century.

* Work to schedule lecture before or after AQSG meeting

AQSG Basket Quilts

Warren Gallery

The traveling exhibit includes 25 quilts made by members of the American Quilt Study Group which have been inspired by a 19th century quilt, quilt top or block with one or more baskets. Many museums, historical societies and individuals have given permission for some wonderful quilts in their collection to be used for inspiration.

Sacred Threads

Sarah Entsminger , Curator

Galleries IV and V

Sacred Threads is an international exhibition of quilts exploring themes of spirituality, joy, inspiration, peace/brotherhood, grief and healing. This biennial exhibition was established to provide a safe venue for quilters who see their work as a connection to the sacred and/or as an expression of their spiritual journey. The objective is to create a dignified exhibition of artwork that touches on both spiritual and personal levels all those who view it. We want to share with others the experiences of quilters whose stories may be a source of healing and strength. From each biennial exhibit, a smaller selection of works that illustrate the purpose of Sacred Threads are chosen to travel to a variety of venues throughout the US for the two years between the biennial exhibits.

Treasures From the Vault:

Hallway and Gallery VI

Viva La Difference by the Apple Valley Needle Threaders,

Nyra White and Pam Pampe, Curator

Galleries A and B

Berryville, VA

A rare look into an area guild that features an assortment of quilts, quilted clothing and quilted home objects. Each piece reflects the personality and talent of the maker. It is whimsical and authentic in content and variety. An inspiration to all those who strive to tell their story through needle arts.

Virginia Consortium of Quilters

Application for Membership

Name: _____ Phone: () _____

Address: _____

City: _____ State: _____ Zip: _____ - _____

Email address: _____

(By providing my email address I understand that I will receive the newsletter electronically unless I check the box below.)

I wish to receive a **paper copy** of the quarterly newsletter.

Your membership can be paid for multiple years (up to 5 years) with this form. This date will be on your membership card and the mailing label of each newsletter. If dues increase during this period, yours will not.

New Member (Referred by _____) Amt: \$ _____ (Make check payable to "VCQ")
(\$25.00 per year, up to five years only.)

Renewal Amt: \$ _____ (make check payable to "VCQ" and include **SASE**)
(\$25.00 per year, up to five years only.)

Renewal Members Only: Please enclose with your payment and application, a self-addressed stamped envelope (SASE) for your membership card.

I am a member of a local quilt guild/group: _____
(List all guilds)

I teach and/or lecture about quilting.

I may be willing to drive others from my area to VCQ meetings.

Mail to: Karin McElvein, Membership Chairperson

1309 Maplewood Ave.

Norfolk, VA 23503

Questions: karinlisa7@gmail.com

For Membership Only:

Area _____

Date Rec'd: _____ CK Dep _____; Mem List updated _____; Card Sent _____

Amt: _____ Ck. No. _____

Exp. Year: _____ New Member Packet: Letter ___; Name Badge ___ Card ___

Revised 5/10/17

August 11, 2018 Meeting & Workshop in Gloucester, VA

Lodging Accommodations:

Hampton Inn Gloucester

6638 Forest Hill Avenue,
Gloucester, Virginia, 23061,
USA TEL: +1-804-693-9393 FAX: +1-804-693-9133
Rooms for Friday/Saturday night \$125 plus tax. Breakfast is included.
Last day to make reservations is July 29th.
Group Code: **VCQ group**

Directions to Hotel:

The Hampton Inn Gloucester is located off Route 17 Approximately 11 miles North of the Coleman Bridge directly behind Wendy's Restaurant. Cross Streets - Route 17 and Forest Hill Avenue

Directions to Church from Hotel:

Start out going northwest on Forest Hill Ave toward Express Dr.

Then 0.08 miles

Turn right onto George Washington Memorial Hwy N/US-17 N.

Then 1.91 miles

Turn right onto Main St/US-17 Bus S/VA-14.

Main St is 0.1 miles past Belroi Rd

If you are on George Washington Memorial Hwy and reach Hospital Dr you've gone about 0.1 miles too far

Then 0.03 miles

6169 Main St, Gloucester, VA 23061-4139, 6169 MAIN ST is on the left.

If you reach Walter Reed Way you've gone about 0.1 miles too far

Meeting Location:

Newington Baptist Church

6169 Main Street
Gloucester, Virginia 23061.
Church Office 804 693 2349. www.newingtonbc.org

Lunch provided by:

Courthouse Restaurant
Doug and Kim Hibbs
804-210-1506
6714 Main St.
Gloucester, VA 23061

Notes from Elizabeth

Your registration form and check to VCQ must be **postmarked by Friday, July 20, 2018** (3 weeks prior to event). **Registrations will close after this date without exception. Any registrations postmarked after July 20, 2018 will not be accepted and will be returned.** Please fill out your registration form completely as this information is very vital to ensure proper confirmation mailing of your postcards.

You will receive a postcard with your registration confirmation – Please bring your postcard!! It is your ticket for lunch and door prize drawing. However, if you forget your card we will have blank index cards at the registration table for the door prize drawing.

Any cancellations must be made by July 20, 2018 to obtain a refund.

Please wear your nametag to the meeting so we can put names and faces together.

Friday, August 10, 2018 Schedule: Dinner on your own

- 6:30 PM VCQ Board meeting at Newington Baptist Church

Saturday, August 11, 2018 Meeting Schedule:

- 8:00 - 9:00 AM Registration
- 9:00 – Noon Workshops
- Noon – 12:45PM Lunch
- 12:50 - 1:20PM Business meeting
- 1:30 – 3:30PM Workshops reconvene
- 3:45 - 4:15 PM Show and Tell

Quilt Shops near Gloucester

Field's Quilting and Craft Supplies

804-693-6120
6568 Main Street
Gloucester, VA 23061
Fri 10-5
Sat 10-3

2 B's Quilt Shop

804-758-2642
2324 Greys Point Road
Topping, VA 23169
10% off for Guild Members
We will be stay open late on Friday
Fri 9-9
Sat 9-6

Sewlovelee

804-577-0020
85 First Street
White Stone, VA 22578
10% off fabrics and selected notions for Guild Members
Will stay open late on Friday until 9PM and will have Ruler Demos ongoing too
Fri 10-9
Sat 10-2

Sew Happy

(804) 443-2154
1417 Tappahannock Blvd d,
Tappahannock, VA 22560
Fri 10-5
Sat 10-2

Workshops ***** Workshops ***** Workshops *****

Workshop A: Tote bag with Emma Crawford

Spend the day making a new tote with inside pockets and a zipper; simple to make for yourself or as a gift.



Sewing Machine Project Class- No pattern needed.

Skill Level: Basic Sewing Skills

Supply List:

- Outside tote bag fabric (fabric A) – ½ yard
- Inside tote bag fabric (fabric B) – ½ yard
- Pellon Fusible Fleece – ½ yard
- Pellon De'cor Bond – ½ yard (fusible on one side only)
- Pellon Peltex – ¼ yard (fusible on one side only)
- 1 – 9-inch zipper (to match fabric B)
- 1 ¼ yard strap webbing to match fabric A
- Matching thread

Plus

- Working Sewing Machine with zipper foot attachment and zig zag capability
- Cutting mat (able to cut something 14" x 32")
- Rotary Cutter
- Pins
- Scissors
- Cutting Ruler
- Tape Measure or 6" metal hem ruler
- Seam Ripper
- Small Iron and Mat if you have one
- Extension Cord
- General Sewing Supplies, etc.

About your teacher: Emma has been sewing all her life and quilting for about 25-30 years. Married to husband, Mike, for 35 years and they have 3 grown children and 4 grandchildren. They have lived in Gloucester for 35 years.

Workshop B: Butterfly With Me-Bamboo Felt Applique Pincushion with Joy Duke

Join Joy to try your hand at working with bamboo felt and learning buttonhole stitch, stem stitch, French knots and a laced stitch. We will be making a butterfly pincushion using bamboo felt, which is a great-feeling inexpensive alternative to felted wool or wool felt. It is very easy to stitch through by hand and feels yummy. We will also use a method of “marking” with tissue paper. All stitching will be done by hand, so no machines are required. Kits will be available the day of class for a fee of \$10.



Hand Sewing Project Class

Skill Level Required: Beginner and above

Supply List: Kit \$10.00 to be purchased from instructor. Bring your own scissors.

Optional items: Thimble, needle threader, and eyeglasses. All other items will be provided in your kit. (Pattern, bamboo felt, Valdani perle cotton, needle, tissue paper, freezer paper.)

About your teacher: Joy made her first doll-size crazy quilt in junior high school and got hooked on stitching. In August 2012 she had the opportunity to begin designing applique patterns, teaching classes, and giving lectures to area quilt guilds. Lately she has also written articles for QuiltingHub.com as a Quilting Contessa and published patterns and articles in The Quilt Pattern Magazine. She enjoys being able to share her love of applique with others while still having a flexible schedule so that she can enjoy time with her boys.

Workshop C: Free Motion Ruler Work with Cathy Weathers

This is a beginning class on how to incorporate ruler work in your quilting. You will learn different techniques using free motion rulers and ways to enhance your quilting projects using rulers for borders, medallions and all over quilting.

Machine Quilting Technique Class

Skill Level Required: Beginner

Supply List:

- Quarter Inch Ruler Foot for your sewing machine. There are several brands, Westalee Ruler Foot, BERNINA #72 Adjustable Ruler Foot and others. Different machines will take different feet so make sure the one you have is correct for your machine.
- Westalee Template Sampler Set: can be purchased at local quilt stores or online
- Nice to have: Straight edge quilting ruler, Westalees is called the 12-inch arc template, sometimes this come packaged with the Westalee domestic ruler foot
- Westalee Crosshair Ruler, also nice to have but a 6 X 24 will work
- 6 X 24 ruler
- 5 or more 18" square quilt sandwiches of muslin or solid reading fabric and batting
- 50 weight cotton thread to contrast with fabric
- Spacing Gauge: Westalee or Dritz, you need to have a quarter inch spacer
- Sewline, Frixion Pen, chalk or mechanical pencil (must show up on fabric)
- 90/14 or 100/16 Universal needles

Normal Sewing/Quilting Supplies

- Bobbin wound to match thread
- Machine quilting gloves are helpful
- Supreme Slider is helpful
- Scissors, pins, seam ripper, tweezers
- Sewing machine in good working order, foot pedal, power cord, manual
- Flat sewing machine tray or extension table

About your teacher: Cathy's quilting journey began in 1987, before rotary cutters and specialty rulers. She has pieced tops using traditional piecing, applique, paper piecing and free form piecing. She previously worked as a BERNINA representative at a quilt shop where she taught classes in machine mastery and techniques. She created this ruler class to show others how to use rulers and become more comfortable in quilting their own quilts. Questions can be sent to Cathy at cathyweathers65@gmail.com

Workshop D: Charity Project: Bassinette Covers with Karin McElvein (VCQ Member)

Sewing Machine Project

Skill level: Beginner

Join Karin to sew up easy bassinette covers as our VCQ charity project. We have used up the fabric donated to us by quilt shops and we are in need of child friendly fabric at least 27 inches long. Even if you are not signed up to assist with the sewing please consider donating some kid friendly yardage for this project; no black fabric please.

Supplies: Fabric, sewing machine, rotary cutter, mat, normal sewing tools, neutral thread. It would be great if we could make at least 30 bassinette covers. We might be able to join smaller width of fabric pieces to create the correct length.

Bassinette/Mattress Cover for Hospitals:

Finished dimensions: 20" x 26"

Cut 1 piece, 42" wide or WOF (width of fabric) by 27" long.

1. Fold fabric in half right sides together so 27" edges match.
2. Sew ¼" seam across one short end (21") to within ¼" of end, turn and continue on long edge, backstitching at beginning and end.
3. Finish raw edges of seam allowances with zigzag or other over-edge stitch.
4. Turn raw edge of top opening 1/2" to the wrong side and press. Turn over one more time and stitch along the edge to hold in place.
5. Turn right side out and press.

French Seam Directions:

1. Pin wrong sides together as above and place in the machine at 1/4" seam allowance. Sew the entire seam at the 1/4" seam allowance. This may be trimmed if necessary.
2. Turn right side out and press carefully.
3. With right sides together, stitch seam 3/8". This will enclose the first seam leaving no raw edges.
4. Turn raw edge of top opening 1/2" to the wrong side and press. Turn over one more time and stitch along the edge to hold in place.
5. Turn right side out and press.

Workshop E: Come Quilt With Me: Bring your own project to work on as you sit and quilt with other members and experience wonderful fellowship.



VCQ will be scheduling meetings all over the state. If your guild would like to sponsor a meeting contact one of the Board members. If you know of a quilting teacher we would be interested in, please contact Elizabeth Gibson, Programs Chair/Teachers at programs@vcq.org or 703-481-6879

TREASURER'S REPORT AS OF June 6, 2018

Money Market: \$6,493.08
Checking Account: \$22,015.06



Rose Hall

Your guide to time saving pre-cut kits.



<http://www.customquiltkits.com>

rose@customquiltkits.com

15% off for VCQ members. Just mention your membership in the email!

PG Fiber2Art

Susan Price and Elizabeth Gibson
Original Design Thermofax Screens
Custom Screens from your designs
Etsy Shop: <http://www.etsy.com/shop/PGFiber2Art>
Email: PGFiber2Art@gmail.com
Original design thermofax screens for use on fabric, paper,
or other surface design. Use with screen printing inks or
textile paints.



Gumbo Design Studios
Patterns, Lectures, Workshops

Deborah Schupp
Textile Artist, Quilt Designer & Teacher
540-604-0988

17163 Tally Ho Trail ~ Brandy Station, Virginia 22714
debschupp@gumbodesignstudios.com ~ www.GumboDesignStudios.com



2018 Quilt Show

Cape Henry Collegiate Alfred T. Taylor Fieldhouse
1320 Mill Dam Road, Virginia Beach, Virginia
2 day admission \$10.00


Raffle

Silent
Auction

Door
Prizes

Vendors

Cafe



Friday
August
17th
10am - 7pm

&

Saturday
August
18th
10am - 5pm

Augusta Cole & Sarah Madsen Workshops



Brought to you by
Tidewater Quilter's Guild
For more information: www.TQGVA.org



Tidewater Quilters' Guild, Inc. proudly announces our 2018 Quilt Show "Every Quilt Tells a Story" on August 17th - 18th, 2018 at Cape Henry Collegiate School, Virginia Beach, VA. Please come join us!

R.I.P.

VCQ Member, Patricia Winters passed away June 11, 2019. She became a member in 2013. Her husband passed away in January 2019.

Her funeral will be at St. Joan of Arc, 315 Harris Grove Ln., Yorktown, VA. At 10 a.m.

Please check your email blast or your newsletter mailing label to make sure this is not your last newsletter.

Don't forget to check for announcements and future updates on your VCQ website at www.vcq.org

Virginia Consortium of Quilters
1309 Maplewood Ave
Norfolk, VA 23502

DATED MATERIAL