

VIRGINIA CONSORTIUM OF QUILTERS

June 2015 Volume 33 Issue 3

A MESSAGE FROM THE PRESIDENT – Susan Price

Greetings! Summer is here and I'm sure many of you are looking forward to outings and vacations, and enjoying warmer weather. I know that I am looking forward to a trip to New Hampshire in July for "quilt camp" with my friend Elizabeth. We spend a few weeks each summer playing with dye, paint, and various surface design techniques. Wherever you may be traveling, I hope that one of the things on your calendar this summer is a stop in Culpeper for our August meeting. Not only will there be workshops to enjoy, this is also the meeting when registration for Celebration 2016 opens for members. Are YOU ready to Celebrate?? Read more about this event later on in this newsletter.

Approximately 60 members and teachers joined us in May in Blackstone at the Virginia United Methodist Assembly Center. Our line-up of workshops included printing with thermofax screens, crumb piecing, wool applique, and the community service project, as well as Come Quilt with Me. Our community service effort produced another 80 pillows for mastectomy patients, thanks to Rickie Summers and Aristine Shores. This group of pillows was donated to the INOVA Breast Care Centers in Northern Virginia. They were very happy to receive all those pillows!

A very important board position we need to fill for next year is the Programs Coordinator, replacing Karan Fisher who has done a wonderful job for us for the past 3 years. The program coordinator arranges for teachers and takes registrations for our quarterly meetings. What would our meetings be without someone to coordinate the program?!? It does take some time, but with the processes in place and Karan's capable training you are sure to get off to a good start! It is also possible that this job could be shared by 2

individuals who live in close proximity to each other. In 2016, one meeting is Celebration so there are only 3 quarterly meetings. Local guilds provide teacher recommendations in the area where the meeting is being held. Won't you consider donating some of your time to VCQ? I'm sure you won't regret it! We all want to continue the excellent programs we have had in the past. In other board vacancies, we are still looking for members to represent the Southern Shenandoah and Southwest Virginia areas. Please contact me if you are interested in any of these positions.

The Virginia Quilt Museum's 20th anniversary fundraiser continues throughout the year. You can go online to vaquiltmuseum.org to donate via PayPal. Please share this information with your quilting friends and others looking to support the arts in Virginia. The museum has hired Kimberly McCray as the new executive director. She is a graduate of James Madison University and a native of Augusta County. She was most recently director of Port O Plymouth Museum in North Carolina and began her new position on June 4. Welcome Kim!

I hope you are having a productive and creative quilting year, and I look forward to seeing you in Culpeper in August!

Susan Price
President

**Friday, August 7th Celebration 2016 Meeting
held at 3PM and the Board Meeting at 6:00 PM
at the Peppers Restaurant at the Best Western –
Culpeper Inn**

MEET YOUR BOARD OF DIRECTORS

VCQ Board & Area Reps 2014

	Position	Name	Phone	E-mail
1	President	Susan Price	703-569-7421	sueprice@cox.net
2	VP	Faye Hannah	757-410-0846	quilterfayeh@gmail.com
3	Secretary	Martha Berry	757-570-4312	tworiversquilting@gmail.com
4	Treasurer	Marty Green	540-967-3203	mgcgreen@hotmail.com
5	Membership	Diane Reasons	540-942-5948	dreasons@lumos.net
6	Historian	Joan McGowan	703-323-6048	joquilter@aol.com
7	Programs	Karan Fisher	757-761-1173	karanfisher@cox.net
8	Facilities	Debi Harding	757-615-7758	debi.harding@usi.biz
9	Newsletter	Heather Zavagnin	770-845-5190	queennefri@aol.com
10	Web Mistress	Mary Grogan	202-262-0142	maryg@infovisions.org
11	Publicity	Heather Zavagnin	770-845-5190	queennefri@aol.com
12	Celebration Co-Chair	Heather Zavagnin	770-845-5190	queennefri@aol.com
13	Celebration Co-Chair	Susan Price	703-569-7421	sueprice@cox.net
14	Community Service Co-Chair	Rickie Summers	757-312-0943	rasummers@comcast.net
15	Community Service Co-Chair	Aristine Shores	804-712-1999	aristineshores@hotmail.com
15	Documentation	Kitty Bull	804-895-0248	krabul@comcast.net

Area Reps

1	Northern VA	Kathy McCrea	703-425-1829	kathy.mccrea@cox.net
2	Shenandoah Valley	Dianne Reasons	540-942-5948	dreasons@lumos.net
3	Southern Shenandoah Valley	Vacant		
4	Charlottesville-Lynchburg	Deb Schupp	540-604-0988	debschupp@GumboDesignStudios.com
5	Richmond	Karen DuMont	804-233-7750	kmdumont@comcast.net
6	Fredericksburg	Ann Tinsman	540-894-5546	atinsman@hotmail.com
7	Southwest	Vacant		
8	Tidewater-Peninsula	Bonnie Timm	757-483-4909	botqg@verizon.net
9	Tidewater-Southside	Debi Harding	757-615-7758	debi.harding@usi.biz

American Quilt Study Group

2014 Quilt Study:

The 50 quilts from the 2014 Quilt Study: Civil War Era Quilts 1850 – 1865 can be viewed at
<http://americanquiltstudygroup.org/qscwstudy01.asp>

You can also see the exhibit schedule on the website,
<http://americanquiltstudygroup.org/QS%20Exhibit%20Schedule.asp>. Make plans to visit one of the venues and see the quilts that are traveling.

AQSG volunteers have been working on the exhibit catalogue featuring all 50 quilts and it should be available within the next month. More information about that later ...

Advertising for Newsletter & Roster

	<i>Newsletter</i>	<i>Roster</i>
Business Card	\$10.00	\$20.00
¼ Page	15.00	30.00
½ Page	30.00	60.00
Full Page	50.00	100.00
Inside Back Page		125.00
Classified Ad (50 word max – Newsletter only)	\$5.00 – available ONLY to VCQ Members	

**VCQ General Meeting Minutes
May 9, 2015 VUMAC Blackstone, VA**

President's Welcome: Susan Price

The meeting was called to order at 12:43 p.m. Susan Price welcomed everyone to Blackstone for the quarterly meeting at the Virginia United Methodist Assembly Center in Blackstone, VA. Special thanks was given to Debi Harding for all arrangements with coordinating the facility. Guests and new members were welcomed.

Secretary: Martha Berry

Minutes of the March 2015 meeting were published in the last newsletter; no additions or corrections were noted. Diane Reasons motioned to approve, Norma Harris seconded the motion. The minutes were approved.

President's Announcements:

A sympathy Card was sent to Gerri Coggins, a new member, who recently lost her mother-in-law. The American Quilt Study Group (AQSG) has sent information in reference to their annual seminar in September. Please see Sue if you are interested in reviewing the booklet. The Virginia Quilt Museum (VQM) is celebrating their 20th Anniversary this year. The 20th Anniversary Fundraising Campaign, \$20 for 20 Years, is underway. Donation forms are available or donate online at the museum's website. Gloria Comstock, Curator of the museum, is acting as Director until a new one is hired. VCQ business cards are available to share with non-member friends to encourage them to join us.

Reports:

Treasurer: Marty Green presented the Treasure's Report. Marty is reviewing the Vi Graves fund to see if there is additional money in the account. Membership will have some additional expenses due to purchasing materials for the new nametag system. These will not be recurring expenses each month, just up-front costs for the materials. Facilities needs to be added to the report, inadvertently left off. Marty Moon motioned to approve the Treasure's Report, Betty Blessin seconded the motion and the report was approved.

Vice President:

Faye Hannah presented information on purchasing charms and pins. Please see Faye if you would like one.

Membership: Dianne Reasons gave the Membership report. There are 232 members, including 20 new members since January. The membership should have received an email with information on how to access the roster on the website. If you do not want your information posted in the secure area on the website, please let Dianne know. Those with no internet will still be able to get a paper roster. Facebook Page membership is at 472 compared to 232 paying members. Members were asked if they know anyone who has joined us on FB and to encourage them to come to a meeting and see how much fun we have in person.

Facilities: Debi Harding presented the upcoming locations for quarterly meetings. August's meeting will be in Culpepper, November in Manassas. The meetings locations are set for 2016 and Debi is working on facility selections. If you would like to have a meeting in your area of the state or know of a good location for 2017, please talk to Debi or Susan Price. We are looking for either retreat style places that allow us to

stay and meet in the same facility or a church with nearby hotel facilities.

Programs: Karan Fisher was pleased to announce that there are 57 in attendance today. Some of the classes offered in August were reviewed. Karan asked if anyone knows of quilt shops near Culpepper for the August meeting, please email Heather.

Web Mistress: If you are listed as a teacher or providing a service on the website, let us know of any changes so that your info is current. Send any suggestions/corrections to webmistress@vcq.org; report any problems; **make sure your email address is correct in directory** – if you are not getting email messages from VCQ, your address may be incorrect.

Next deadline for Newsletter information is June 12 for the August meeting. If anyone can take rack cards to shops in Southern Shenandoah & Southwest VA, please see Susan Price.

Celebration 2016:

The brochure will be online August 1 and registration will open for members only at the August 8th quarterly meeting. Mailed registrations from members will be accepted beginning August 9th. Non-member registrations will be accepted beginning September 1. Marty Moon displayed a sample block for Block Lotto. Kits for \$3 will be available at the August meeting. The block is paper-pieced and Marty Moon will be teaching a paper-piecing class at the November meeting for those wanting paper-piecing instruction to make the block. Two additional teachers were revealed: Rayna Gillman and Cheryl See.

Community Service Project:

Comfort pillows for mastectomy patients; Rickie Summers & Aristine Shores are coordinating this project. 88 pillows were completed in March and donated in the Williamsburg area to Sentara and 'Beyond Boobs'. A Thank you note sent by 'Beyond Boobs' was read by Susan Price.

Old Business:

The Southern Shenandoah Area Rep (includes Roanoke) and Southwest VA Area Rep are currently vacant positions. Anyone interested or knows of someone that may be interested please let Susan Price know. We will also be looking to fill the following positions beginning in 2016 – Membership & Programs. If you are asked to fill one of these positions, please give it careful consideration. Whatever you can do, no matter how large or small, it is important for our organization. A programs person is needed beginning in 2016. It would be nice for someone to work along Karan for the rest of 2015 to learn the position. There are only three meetings in 2016 because of Celebration and assistance finding local teachers is usually available from the hosting area. Karan reviewed her position job description and mentioned that is a fun position that allows the chairperson to get to know the membership and state teachers.

New Business: The Virginia Quilt Museum would like guilds to exhibit quilts starting in 2016. They have set guidelines and information handouts are available if you would like to take one back to your guild.

The membership and guests re-gathered at 3:45 for class show & tell, Regular show & tell, and Door prizes

The Meeting was adjourned at 1:25 p.m.

Calendar of Events

SWVA Quilt News

We bring you news and updates on quilt and fiber art related events and activities in Southwest Virginia. Would you like to receive this monthly e- newsletter? Please sign up at <http://kutauber.wix.com/SWVAQuiltNews>

June 21 – September 8, 2015

Virginia Row By Row Experience
www.rowbyrowexperience.com/virginia-row-by-row-experience.htm

July 17-18, 2015

2015 Patchwork Quilter Jamboree
<http://patchworkquilters.com/>

September 6, 2015 (10am-3:30pm)

11th Annual Stories of the Stitch Outdoor Quilt Show
Matthews Living History Farm Museum, Galax, VA
Free to the public
www.artsculturalcouncil.org/stories-of-the-stitch/

September 11-12, 2015

Biennial Quilt Show
sponsored by River Country Quilt Guild, Stingray
Stitchers, Bay Quilters and Parks, Recreation & Tourism
6509 Main St, Gloucester, VA
www.gloucesterva.info/pr
Emporia, VA
Arts and crafts, quilt show, music, entertainment

September 2015 TBD (10am-3:30pm)

11th Annual Stories of the Stitch Outdoor Quilt Show
Matthews Living History Farm Museum, Galax, VA
Free to the public
www.artsculturalcouncil.org/stories-of-the-stitch/
For info (276) 238-1217 or info@artsculturalcouncil.org

October 2015 TBD

Stafford Piecemakers Quilt Guild's Annual Quilt Show
John Musante Porter Memorial Library
2001 Parkway Blvd, Stafford, VA 22554
540-659-4909
www.staffordpiecemakers.com

October 1-3, 2015

Original Sewing & Quilt Expo
Fredericksburg Expo & Conference Center
2371 Carl D Silver Pkwy, Fredericksburg, VA 22401
www.sewingexpo.com/FredericksburgVA.aspx

November 6-15, 2015

Quilters' Quest Shop Hop
Maryland & Northern VA
<http://www.quiltersquest.org/home.html>

VCQ Events:

November 14, 2015 Manasas
March 12, 2016 Staunton
CELEBRATION April 28 – May 1, 2016
August 13, 2016 Blacksburg
November 13, 2016 Martinsville

The following are the **Deadline Dates** for item submissions to the newsletter staff:

September 14th 2015 for November 14th meeting
January 15th 2016 for March 12th meeting
June 17th 2016 for August 13th meeting
September 16th 2016 for November 12th meeting

Material can be sent electronically (preferred) to queennefri@aol.com OR mailed to: Heather Zavagnin, 87 White Oak Landing Rd, King William, VA 23086

The current newsletter and past newsletters can be viewed and downloaded from the VCQ website at www.vcq.org

Please contact Heather Zavagnin, queennefri@AOL.com or (770)845-5190, or Mary Grogan at webmistress@vcq.org if you are having trouble downloading a copy from the website or if you wish to receive a paper copy of the newsletter thru the US Postal Service.

We send all VCQ emails from info@vcq.org. Please check your spam settings to always allow email from info@vcq.org. Thank you to everyone who is now receiving newsletters and announcements from VCQ by email. You are saving our organization significant money, and making your Newsletter Editor's job go much faster!



VIRGINIA QUILT MUSEUM

301 S. Main Street Harrisonburg, VA 22801

Phone 540-433-3818

Preserving, celebrating, and nurturing Virginia's quilting heritage

www.vaquiltmuseum.org

Designated the “official quilt museum of the Commonwealth” by the General Assembly

April 7 to July 4, 2015

“Celebrate The Day”

Fifty-three artists from seven states made 72 original wall hangings celebrating some of the random, lesser known holidays that occur throughout the year.

Curated by Shannon Shirley

May 5 to July 4, 2015

A Virginia Tribute to 'Dear Jane'

Curated by Doreen Johnson

Civil War Era Quilts from the Vault

July 14 to October 3, 2015

New Quilts From An Old Favorite: Carolina Lily Challenge exhibit from the National Quilt Museum in Paducah, Kentucky.

Botanicals of the Valley

Lovely antique and vintage floral quilts.

Celebrating Quilting for 20 Years

Invitational Exhibit

October 13 to December 19, 2015

Caryl Bryer Fallert's 30 Quilts for 30 Years

100 Years of Quilts: The Unger Family

Treasures of the Vault: Curator's Choice

Charlottesville Area Quilt Guilds

Curated by Janet Saulsbury



Virginia Quilt Museum 20th Anniversary

The idea for a quilt museum, generated by Suzi Williams and Joan Knight, was blessed by the enormous work and generosity of quilters and quilt guilds from all over Virginia. Twenty years later the beautiful 159 year old building, like all our homes, is in need of repairs, repainting and updating. Twenty years is a generation of new quilters to support the preservation and sharing of quilting arts. We need the support of both the original generation of quilters who conceived and created this treasure and those who have picked up the needle during that twenty years. Board of Director's President, Barbara Roadcap says “The \$20 for 20 year campaign for the Virginia Quilt Museum is off to a great start! We have been averaging 5-8 letters a day and many of the captains have handed us stacks of completed donor cards! The Facility Committee is planning the first of many "home improvements"! If you have not sent an "anniversary gift", please do so today! A \$20 donation from each of us will carry the museum forward. Donations can be made via the website <http://www.vaquiltmuseum.org/> by mailing a check to the museum or giving it to one of the captains heading up this important fundraising campaign. They are:

Bruce White
Wilma Gerald
Jo Millett
Betty Blessin
Deb Harding

Winchester Front Royal
Tidewater
Shenandoah
SW
Tidewater

Augusta Cole
Joan McGowan
Catherine Genovese
Venita McCall

Richmond
Northern VA
Cville
Stratford

Virginia Consortium of Quilters Application for Membership

Name: _____ Phone: () _____

Address: _____

City: _____ State: _____ Zip: _____ - _____

Email address: _____

(By providing my email address I understand that I will receive the newsletter electronically unless I check the box below.)

I wish to receive a *paper copy* of the quarterly newsletter.

Your membership can be paid for multiple years (up to 5 years) with this form. This date will be on your membership card and the mailing label of each newsletter. If dues increase during this period, yours will not.

New Member (Referred by _____)

Amt: \$ _____ (Make check payable to "VCQ")
(\$20.00 per year up to five years.)

Renewal Amt: \$ _____ (make check payable to "VCQ" and include **SASE**)
(\$20.00 per year up to five years.)

Renewal Members Only: Please enclose with your payment, application and a self-addressed stamped envelope (SASE) for your membership card.

I am a member of a local quilt guild/group: _____
(-list all guilds)

I teach and/or lecture about quilting. _____

I may be willing to drive others from my area to VCQ meetings. Yes No

Mail to: **Dianne Reasons, Membership Coordinator**
41 Ashleigh Dr
Waynesboro, VA 22980

For Membership Only:	Date Rec'd: _____	Amt: _____	Area: _____
	Ck. No. _____	Exp. Year: _____	
	MCard Date: _____	Name Tag: _____	
	MList: _____	NPacket: _____	

August 8, 2015 Meeting & Workshop in Culpeper, VA Assistance from the Culpeper Quilters Guild

Accommodations: Lodging will be at the **Best Western – Culpeper Inn**,
791 Madison Road, Culpeper, Virginia 22701 Tel: 540-825-1253.

The cost is \$99.99 for room with two queen beds or one king bed, or \$89.99 for room with one queen bed, plus tax. Make sure to mention VCQ when making your reservation. A full breakfast buffet with eggs, bacon & sausage, cooked to order is included, and is available from 6:00 – 10:30 AM at the Pepper Restaurant. They also serve a full Lunch & Dinner menu. Although you can make or cancel a reservation at our reduced rate any time up to August 7, any unreserved rooms in our block will be released to their general public on **July 6, 2015**. The hotel fills up each summer weekend night, so please make your reservation as soon as possible.

Directions to the Hotel:

FROM THE NORTH (WASHINGTON, DC): Take I-66 West to Gainesville. Take exit 43A onto US 29 South. Follow US 29 South for about 39 miles. After you see the sign saying next four exits are for Culpeper, **DO NOT** take the first exit for US 29 Business. Continue to the second exit for US 29 Business. The Best Western will be on your right within about one block.

FROM THE SOUTH (Charlottesville, VA): Take US 29 North. Take the first exit for US 29 Business toward Culpeper. The Best Western will be on your right within about one block.

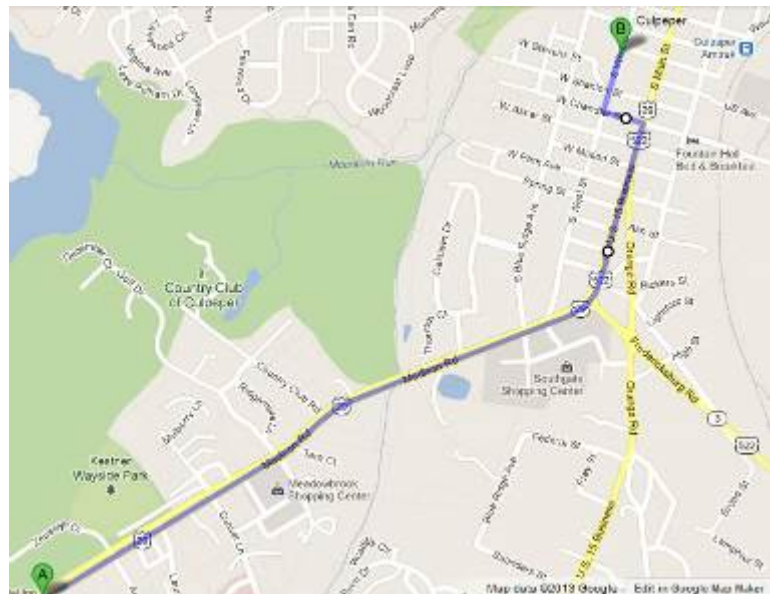
FROM THE EAST (Fredericksburg, VA): Take US 3 West toward Culpeper. Turn left on the ramp to US 29 South toward Charlottesville and Orange. Take the exit for US 29 Business toward Culpeper. The Best Western will be on your right within about one block.

Meeting Location: Culpeper Baptist Church – (540) 825-8192

318 S. West St., Culpeper, VA 22701 <http://www.culpeperbaptist.org/>

Directions to Culpeper Baptist Church from the Best Western:

Turn right on business 29/15 (Madison Road).
Continue for 1.7 miles. Name of the road will change to Main Street.
Turn left at the stoplight on Chandler Street.
Take the first right on S West St.
After one block you will see the church on the left. Proceed on West St. to the back of the church and turn left into the parking lot.



Notes from Karan:

Your registration form and check to VCQ must be **postmarked by Friday, July 24, 2015** (2 weeks prior to event). **Registrations will close after this date without exception. Any registrations postmarked after July 24, 2015 will not be accepted and will be returned.** Please fill out your registration form completely as this information is very vital to ensure proper confirmation mailing of your postcards.

You will receive a postcard with your registration confirmation – Bring your postcard!!

It is your MEAL TICKET for lunch and door prize drawing.

Any cancellations must be made by Friday, July 24, 2015 to obtain a refund.

Please wear your nametag to the meeting so we can put names and faces together.

Friday, August 7, 2015 Schedule: Dinner on your own

- 3:00 – 5:00pm 2016 Celebration Board Meeting Peppers Restaurant at Best Western
- 6:00 – 7:30pm VCQ Board Meeting Peppers Restaurant at Best Western

Saturday, August 8, 2015 Meeting Schedule:

- 8:00 - 9:00 AM Registration
- 9:00 – Noon Workshops
- Noon – 12:45PM Lunch
- 12:50 - 1:20PM Business meeting
- 1:30 – 3:30PM Workshops reconvene
- 3:45 - 4:15 PM Show and Tell

Shops Near Culpeper Area

That Little Quilt Shop & 145 Art & Design

145 E Davis St,
Culpeper, VA 22701
(540) 825-5620

<http://www.thatlittlequiltshop.com>

<http://145artanddesignstudio.com/index.html>

Hours: Monday-Friday 10-6, Saturday 10-4, Sunday 12-5.

For VCQ, they will stay open til 8PM on Friday

****Special Gifts for anyone coming in from VCQ****

Exquisite Fabrics Incorporated

107A East Davis Street
Culpeper, VA 22701,
(202) 507-9775 or (540) 727-0396
<http://www.exqfabrics.com/>

Quilt & Sewing Center

2015B Plank Road
Fredericksburg VA 22401
(540) 548-2377
<http://quiltandsewonline.com/>

Kelly Ann's Quilting

9 South Fifth Street
Warrenton, Virginia 20186
(540) 341-8890
<http://kellyannsquilting.com>

The Crazy Cousin

4131 Plank Road
Fredericksburg, VA 22407
(540) 786-2289
<http://thecrazycousin.com/>

Cottonwood

2035 Barracks Road,
Charlottesville, VA 22903,
(434) 244-9975

<http://www.cottonwoodquiltshop.com/>

Daffodil Quilts And Fibers

13059 Fitzwater Dr
Nokesville, VA, 20181
(703) 594-0386

<https://www.facebook.com/DaffodilQuiltsFibers/timeline>

Workshop A: Basic Tote Bag with Linda Miller



Skill Level: All Levels

Technique Workshop: We all love a good tote bag and our members have consistently indicated on the Evaluation Feedback forms their desire to have a workshop on a purse/tote. Happily we bring to you this wonderful tote which is an original design by Linda Miller. It has a firm base and pockets on the inside for ease of placing smaller items. This Workshop has a maximum of 10 students.

Materials/Supply List:

- Three Fabrics (mix & match as you prefer)
 - 5/8 yd for exterior of tote bag & tab/trim pieces
 - ½ yd for interior of tote bag
 - ½ yd for interior pockets
- 1 ½ yds Pellon Décor Bond (available at Joann Fabrics or Hancock's)
- 2 ¾ yds webbing for straps
- Decorative button for tab closure
- Thread to match fabrics
- Sewing machine in good working order (don't forget the electrical cord; foot operator & presser feet)
- Size 16 sewing machine needle – I use a size 16 jeans needle
- Long sturdy straight pins
- Bias binder tool (Clover 25mm/1") – only if you already have one, if not I will provide
- Hand sewing needle & thimble (if you use one)
- Rotary cutter & rulers (6" x 24"; 6" x 6" suggested sizes for workshop)
- Basic sewing supplies (scissors, seam ripper, thread, extra needles, etc)

Items that can be shared by workshop participants:

- Large rotary cutting mats

Please complete the following before class:

Cutting directions:

1. Cut 3 pieces of fabric 18" x width of fabric (WOF). One piece is for bag exterior, one piece is for bag lining, and one piece is for inside pocket.
2. Cut two strips of fabric 2" x WOF from the remaining fabric used for the outside of the bag.
3. One strip will be used for trim on the inside pocket & one strip will be used for the tab closure.
4. Cut 3 pieces of Décor Bond 17 ¾" x WOF


Adhere Décor Bond

It is very important that the Décor Bond be firmly adhered to all three 18" pieces of fabric. I have been working with this product for years and the instructions below are what works for me:

- 1) Prewash all fabric. Décor Bond is cut ¼" smaller than your fabrics to prevent it from sticking to your ironing board.
- 2) Place the Décor Bond, shiny side down, against the wrong side of your fabric.
- 3) Ensure that the Décor Bond is lined up straight along the cut lines of your fabric. If it is not aligned at the selvages, this does not matter as the selvages will be cut off later.
- 4) Using a dry iron, set the temperature setting at medium high to high (depending on your iron). Place your iron down firmly against the Décor Bond. Press firmly for approximately 6-10 seconds (again this depends on how hot your iron actually gets), then pick up your iron, and place in an adjacent place and press firmly. Continue pressing in this manner until the Décor Bond has been adhered to the entire piece of fabric.
- 5) Once you have finished adhering the Décor Bond, turn your fabric over to the right side and examine it for bubbles or wrinkles where the Décor Bond did not adhere. You can now use steam or a wet pressing cloth to press out the bubbles. If you have a wrinkle, simply heat the area with your iron and pull the fabric away from the Décor Bond and repress the area.

About your teacher: Linda is from Toano, VA and is an active member of VCQ. She has taught this workshop many times for her guild.

Workshop B: Americana Quilt with Augusta Cole



Skill Level: All Levels

Machine Piecing Workshop Oh, how we love our log cabin quilts! This beautiful Americana quilt is made with one line of fabric, using 3 values, (dark, medium and light), of red and blue fabrics each. It uses the same background for the entire quilt. Can you do this scrappy? Absolutely, using the values in different fabrics. There are 4 different blocks used to make this quilt. The blocks are a red, a blue, a border block and corner blocks. It will “trick your eyes” when you realize the construction secrets! Come join in the fun and learn the secrets! This Workshop has a maximum of 10 students.

Materials/Supply List:

Americana Pattern (Augusta will have these for purchase at \$8.00 each)

Fabric yardage:

Center fabric - 1/2 yard

Background fabric – 3 yards

Red fabrics – 2 yards (light, medium and dark) each

Blue fabric – 2 yards (light, medium and dark) each

The scrappy version: use the same amounts of fabric and values with different fabrics
You will have extra fabric but better than not enough.

Pre Cutting:

All centers are cut 1.5 inch squares

The other fabrics are cut in 1.5 inch strips.

Cut several strips (maybe 5 each) to begin the process, bring your extra fabric to class.

Supplies:

Sewing machine and supplies, foot pedals & power cords

Basic sewing supplies

Rotary cutter and mat, new blades always make you happier

Iron and pressing surface

Rulers: we will square up the rounds so I really like the Creative Grid rulers and the 9.5 inch square ruler will work well.

About your teacher: Augusta Cole has been quilting, designing quilts and selling her patterns for a long while. She has served VCQ as one of our past Presidents and as a previous teacher. She describes herself as a “scrappy quilting lady” who loves to teach, travel and have fun!

Workshop C: Rippling Bayou Table Runner with Deb Schupp



Skill Level: All Levels

Technique Workshop: Are you ready to make a table runner that’s not a rectangle and looks like no other? Deborah Schupp of Gumbo Design Studios is teaching a lively and fun way to create a one-of-a-kind centerpiece for your dining table using simple piecing methods. Gently curved piecing will remind you of softly flowing water. Let your creative ideas flow. There will be handouts for piecing

instructions, as well as instructions on how to bind “inside” corners, and quilting suggestions. This workshop has a maximum of 10 Students.

Materials/Supplies

- Patterns for this table runner and other projects from [Gumbo Design Studios](#) will be available for purchase.
- sewing machine in good working order. Bring walking foot if you have one.
- sewing thread and sewing notions
- portable design wall or yard of flannel to use as design wall to be taped to classroom wall
- rectangle ruler at least 18” long (6” x 24” works fine)
- 40wt quilting thread.

Fabric Requirements:

- 5 fabrics that will equal two(2) strips each measuring 4 ½ ” x 40”. They do not need to be a single strip 40” long. (Choose fabrics that work together- some will blend, others will show more contrast.) Bring shorter strips of fabrics you want to use. Add a few extra strips of other colors outside of the main color palette to add tension to the composition. You just might really like the sparkle.
- Batting about 40” x 20”
- ¾ yds to 1 yd. fabric for backing. Muslin may be used or coordinating print.
- ¾ yd. fabric for binding to make approx. 3 yds. **bias** binding cut 2 ½” wide. Instruction will be given in class on how to make the bias binding if you don’t know a method.

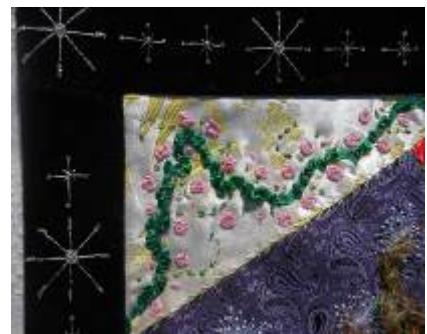
About your teacher: Deborah Schupp is a quilter, quilt designer and teacher. She owns Gumbo Design Studios LLC, www.gumbodesignstudios.com. Her quilt designs and fabric choices reflect the cultural influences of her native New Orleans. She travels to guilds in the region to share her colorful trunk shows and teaches at quilt shops. Deborah and her retired husband Jack, a woodworker and watercolorist, live in Brandy Station, VA, near Culpeper, with their year-old Lab/hound dog Zydeco.

Workshop D: Basic Embellishing – Where, Why & How with Cindy Siira

Skill Level: All Levels

Hand work Workshop: Want to add a little “bling” to a table runner, embellish a crazy quilt square, decorate a hand-made purse? Join our workshop and learn to use beads, ribbons, embroidery floss and other embellishments to add artistic flair to make your creation a one-of-kind piece. This Workshop has a maximum of 12 students.

Materials/Supplies: You’ll need to bring your choice of project to embellish and the supplies you’ll be using. Suggestions include: beads, bead needles and thread, ribbons, old jewelry, decorative pins, lace, pieces of old clothing, buttons, embroidery floss, different types and colors of thread, different size needles, and scissors. Some supplies will be provided if needed.



About your teacher: Cindy Siira began quilting when her children were young and has become more interested in art quilting in the last several years. She has had three quilted art pieces exhibited at the juried Fredericksburg Center for the Creative Arts.

Workshop E: Community Service Project - Post Mastectomy Comfort Pillows



Skill level: All levels.

Machine workshop: VCQ regularly selects a project as part of the guild's Community Service program. During calendar years 2014 through 2015 members may register to participate in this workshop to make these wonderful comfort pillows. VCQ will then give them to Breast Cancer Centers or clinics throughout Virginia for breast cancer patients. Rickie Summers and Aristine Shores graciously volunteered to be the Co-Chairs for this project for 2015. To help VCQ to achieve this, we ask members to participate in the workshop, bring in completed kits sewn at home, and to provide names of Breast Cancer Centers, clinics, hospitals, etc. located in cities, counties, & communities in Virginia. To date we have donated **277** Comfort Pillows and Bags. In 2014, 109 pillows and bags were donated and in

March 2015 our quarterly donation of 88 Comfort Pillows and Bags were donated to 2 different groups in the Williamsburg area. From the Blackstone meeting in May 2015, we were able to donate 80 pillows and bags to INOVA Breast Care Center in the Northern Virginia area. Thanks to all members who sew or make kits at home and bring to our meetings. This allows us to donate more bags each quarter. We only have 2 meetings left this year (Aug / Nov 2015) for this Community Service Project. Your contribution of completed bags is greatly helpful and allows us to donate more bags. If you are participating in CQWM, you may think about spending part of your time with the Community Service Project. You may choose to participate either all day, in the morning, or in the afternoon. Any time spent in the community service project is appreciated.

REMINDER: Please bring in your completed bags or unsewn kits to our next meeting in August. If you are unable to make the meeting, please try to send them with someone who may be coming.

Materials & Supplies:

- Instructions are provided in the workshop or in this VCQ Newsletter
- 1 FQ for pillows
- 1 FQ for cloth bag & strap (this can be identical or coordinating fabric)
- 1 FQ for the bag lining & strap (this can be identical or coordinating fabric)
- Rotary Cutter and Ruler – unless you pre-cut your fabric
- Thread and pre-wound bobbins
- Sewing machine in working order, already threaded
- Basic sewing tools & supplies

Workshop F: Come Quilt With Me. Bring your own project to work on as you sit and quilt with other members and experience some good fellowship. Highly encourage attendees to bring hand sewing/quilting due to some space limitations.



VCQ will be scheduling meetings all over the state. If your guild would like to sponsor a meeting contact one of the Board members. If you know of a quilting teacher we would be interested in, please contact Karan Fisher, Programs Chair at karanfisher@cox.net, or 757-761-1173

VCQ WORKSHOP REGISTRATION FORM

Registration form deadline: **Friday, July 24, 2015. Registrations will close after this date without exception. Any registrations postmarked after July 24, 2015 will not be accepted and will be returned. Any workshop cancellations prior to the deadline are eligible for a refund.** Please fill out completely and please **PRINT**.

Name _____ Member _____ Non-Member _____

Address _____

City State Zip

Phone _____ Email _____

Choice of Workshop (includes lunch). Circle letters and indicate choice on line below. In the event your workshop choice is full and you are placed in CQWM, do you want the \$5.00 refund or donate it to VCQ?

(please check your preference) _____ Refund _____ VCQ

Workshop A: Basic Tote Bag with Linda Miller

Workshop B: Americana Quilt with Augusta Cole

Workshop C: Rippling Bayou Table Runner with Deb Schupp

Workshop D: Basic Embellishing: Where, Why & How with Cindy Siira

Workshop E: Community Service Post Mastectomy Comfort Pillow & Bag with Rickie Summer/Aristine Shores

Workshop F: Come Quilt with Me (CQWM)

1st choice _____ 2nd choice _____ 3rd choice _____

Cost	
Member, Workshop	\$30
Member, Community Service/Come Quilt with Me	\$25
Non-member, Workshop	\$45
Non-member, Community Service/Come Quilt with Me	\$40
Host Guild Non VCQ committee member	\$10** lunch only

**A host guild non-VCQ committee member may register as a guest only for \$10 to include lunch and the business meeting. A non-VCQ visitor may attend any business meeting only and both must pre-register in order to have an accurate count for lunch.

Amount enclosed: \$ _____ Pattern or supply fee, if any, is paid to teacher at time of class.

Are you willing to be a class helper? Yes No

Are you bringing a sewing machine to Come Quilt with Me or the Community Service? Yes No

Were you referred or invited by a VCQ member? Yes No

If so, please write in their name _____.

Special lunch requirements: A sit down boarding house style lunch will be provided.

Vegetarian _____ Gluten-free _____ Allergic to _____

Send workshop registration form and your check **payable to VCQ** to

Karan Fisher, 1213 Rittman Road, Virginia Beach, VA 23464

Questions? Contact Karan Fisher @ 757-761-1173 or karanfisher@cox.net.

Celebration 2016

VCQ's 15th Celebration retreat will take place next April 28 through May 1 at the Smith Mountain Lake 4-H Center. The committee has been busy selecting teachers and classes and planning this event around the theme "It's Crystal Clear, We Are Quilters".



If you've attended either of the last two quarterly meetings, you saw Madam Crystal peer into her crystal ball and reveal the names of 3 of the teachers – Victoria Findlay Wolfe, Rayna Gillman, and Cheryl See. The remaining 5 teachers will be revealed when the brochure is published on the website on August 1. At the August 8 meeting, we will take registrations from members present, as well as members who send their \$50 deposit check along with a member who is attending the meeting. After August 8, we will process mailed registrations from members. Only VCQ members will be able to register in the month of August. Beginning September 1, we will also take registrations from non-members. In this way, our members will have the first opportunity to register. Costs for 2016 are \$375 for members, \$405 for non-members. In addition to workshops, we will have the usual quilt challenge, block lotto, silent auction, and other treats. Marty Moon is chairing the block lotto, and will have kits available for purchase at the August meeting. The block will be paper pieced and there will be a workshop at the November meeting for a paper piecing refresher and to make the block lotto block. Kathy McCrea is chairing the challenge for the retreat. Guidelines for the challenge are as follows:

The challenge for Celebration 2016 is to make a small quilt with your interpretation of the theme, "It's Crystal Clear, We Are Quilters!" The challenge quilts will be displayed at Celebration and will be eligible for several Viewer's Choice Awards. We encourage you to submit quilts from ALL genres of quilting – traditional, modern, pieced, applique, and art. In support of the Virginia Quilt Museum, we suggest that you donate your quilt to the museum after Celebration so that it may become part of their fundraising quilt auction.

Quilt guidelines:

1. The size and shape of quilts is at your discretion.
2. Quilts must fit within the parameters of 9" minimum by 24" maximum. If your quilt is not rectangular, the diameter must fit within the 9" minimum and 24" maximum measurements.
3. Embellishments such as thread painting, beading, attaching crystals, etc. are allowed. We ask that embellishments that protrude or dangle from the quilt not be used as they require special handling in transporting.
4. Quilts must have some method of hanging attached which may vary depending on size. For larger quilts within the size range, a sleeve is probably most appropriate. Smaller quilts might have corner triangles or even a hanging loop, as long as the edges are stabilized and it hangs flat.
5. Especially if donating your quilt, include a label on the back with a title, your name as maker, and town you are from so whoever purchases your quilt will know who made it!

Contact Kathy McCrea with any questions at (703) 425-1820 or kathy.mccrea@cox.net.

VCQ Membership Report

As of our May meeting we have 238 members. We have developed a five question survey that we plan on emailing to those members to assist us in the future. Also, please remember to include a stamped, addressed envelope to renew your membership. There may be occasions that I will not be able to bring your card to the meetings. Please let me know if your home address or email address changes. You can call, email or mail changes to:

Dianne Reasons
41 Ashleigh Drive
Waynesboro, VA 22980
dreasons@lumos.net
540.942.5948

TREASURER'S REPORT AS OF June 17, 2015

Money Market: \$9,585.23
Checking Account: \$11,949.74

PG Fiber2Art

Susan Price and Elizabeth Gibson
Original Design Thermofax Screens
Custom Screens from your designs
Etsy Shop: <http://www.etsy.com/shop/PGFiber2Art>
Email: PGFiber2Art@gmail.com
Original design thermofax screens for use on fabric, paper,
or other surface design, Use with screen printing inks or
textile paints.



Gumbo Design Studios

Patterns, Lectures, Workshops

Deborah Schupp

Textile Artist, Quilt Designer & Teacher

540-604-0988

17163 Tally Ho Trail ~ Brandy Station, Virginia 22714

debschupp@gumbodesignstudios.com ~ www.GumboDesignStudios.com

**Please check your email blast or
your newsletter mailing label to
make sure this is not your last
newsletter.**

**Don't forget to check for announcements
and future updates on your VCQ website
at www.vcq.org**

Virginia Consortium of Quilters
41 Ashleigh Dr
Waynesboro, VA 22980

DATED MATERIAL