

VIRGINIA CONSORTIUM OF QUILTERS

January 2017 Volume 35 Issue 1

A MESSAGE FROM THE PRESIDENT – Heather Zavagnin

For my first official message I want to express my hope that everyone had a wonderful Holiday.

I look forward to serving as your President for the next 2 years and look forward to speaking with you if you have any thoughts for upcoming meetings or in general for VCQ.

We have 3 positions we need to fill on the board and if you are interested in supporting and volunteering your time to help us with our organization and quarterly meetings I would love to speak to you.

Kitty Bull has decided she needs to step down and we need find a person to help with Documentation. If you are already a volunteer for the Virginia Quilt Museum, this is the perfect position for you with VCQ. Debi Harding as the Facility Coordinator is looking for a replacement. If you are organized and can help coordinate the meeting locations and hotel in the area. Publicity also needs someone to step in to help promote VCQ throughout Virginia. If you have a background or are just interested in publicity, which we are hoping to include social media, we would love to get you involved and talk about new ways to promote VCQ.

If you are interested in hearing more on these positions, please feel free to email me or call me at any time.

Quilter's Studio in Fairfax has given us a donation of 100 yards of fabric for our Community Service projects. Please stop by on your way to the meeting to thank them for this wonderful support for our projects.

I am looking forward to what 2017 brings us as an organization and look forward to seeing you at the upcoming meetings.

Virginia Consortium of Quilters

Thank You from Outgoing President

I want to take this opportunity to thank the VCQ membership, and especially VP Faye Hannah, for the wonderful quilt commemorating my 4 years as president. It is beautiful and I will cherish it always, and I thank all of you for your contributions. I also want to thank Martha Berry for the lovely quilting. For those of you who weren't able to attend the November meeting, here is a picture. I also want to thank everyone for your support of and contributions to VCQ, and hope that you will continue to be an advocate for our organization, as well as volunteer to serve in leadership positions if you are able. I am looking forward to a bit more free time to complete some UFOs!



Friday, March 10, 2017

Celebration 2018 Meeting TBD by Phyllis Mondak

Board Meeting at 7 PM at Little River Church of Christ

January 2017

Pg. 1

MEET YOUR BOARD OF DIRECTORS

VCQ Board & Area Reps 2016

| | Position | Name | Phone | E-mail |
|----|-----------------------------|------------------|--------------|------------------------|
| 1 | President | Heather Zavagnin | 770-845-5190 | president@vcq.org |
| 2 | VP | Faye Hannah | 757-410-0846 | vicepresident@vcq.org |
| 3 | Secretary | Susan Fulton | 804-633-5926 | secretary@vcq.org |
| 4 | Treasurer | Marty Green | 540-967-3203 | treasurer@vcq.org |
| 5 | Membership | Karin McElvein | 757-572-1569 | membership@vcq.org |
| 6 | Historian | Joan McGowan | 703-323-6048 | historian@vcq.org |
| 7 | Programs | Elizabeth Gibson | 703-481-6879 | programs@vcq.org |
| | | Sally Hurst | 434-248-6212 | programs@vcq.org |
| 8 | Facilities | VACANT | | |
| 9 | Newsletter | Yvette Cienski | 757-234-0232 | newsletter@vcq.org |
| 10 | Web Mistress | Mary Grogan | 202-262-0142 | maryg@infovisions.org |
| 11 | Publicity | VACANT | | |
| 12 | Celebration co-Chair | Susan Beard | 571-338-3168 | beard22205@verizon.net |
| | | Phyllis Mondak | 804-921-2048 | phmon2@comcast.net |
| 13 | Community Service | Karen DuMont | 804-233-7750 | kmdumont@comcast.net |
| | | Karin McElvein | 757-572-1569 | karinlisa7@gmail.com |
| 14 | Documentation | VACANT | | |

Area Reps

| | | | | |
|---|----------------------------|-------------------|--------------|----------------------------------|
| 1 | Northern VA | Kathy McCrea | 703-425-1829 | kathy.mccrea@cox.net |
| 2 | Shenandoah Valley | Kathleen Ackerson | 540-335-4700 | kackerso@shentel.net |
| 3 | Southern Shenandoah | Vacant | | |
| 4 | Culpeper-Lynchburg | Deb Schupp | 540-604-0988 | debschupp@GumboDesignStudios.com |
| 5 | Richmond | Karen DuMont | 804-233-7750 | kmdumont@comcast.net |
| 6 | Fredericksburg | Ann Tinsman | 540-894-5546 | atinsman@hotmail.com |
| 7 | Southwest | Vacant | | |
| 8 | Peninsula | Bonnie Timm | 757-483-4909 | botqg@verizon.net |
| 9 | Tidewater | Debi Harding | 757-615-7758 | debi.harding@cox.net |

| Advertising For Newsletter & Roster | | |
|--|--|---------------|
| | <i>Newsletter</i> | <i>Roster</i> |
| Business Card | \$10.00 | \$20.00 |
| ¼ Page | 15.00 | 30.00 |
| ½ Page | 30.00 | 60.00 |
| Full Page | 50.00 | 100.00 |
| Inside Back Page | | 125.00 |
| Classified Ad (50 word max – Newsletter only) | | |
| | \$5.00 – available ONLY to VCQ Members | |

VCQ GENERAL MEETING November 12, 2016

New College Institute, Martinsville, VA

Call to Order by Susan Price, President at 12:45 pm.

Welcome to everyone including the 1 new member who had gone back to the classroom to sew.

Thanks to members of the Virginia Foothills Quilt Guild & President Sandie Hundley for making the arrangements for the meeting. Susan hoped everyone had been able to attend the Piedmont Arts Art of the Quilt exhibit and reception last evening.

Secretary - Martha Berry (absent)

Meeting minutes from the August meeting were published in the newsletter. Susan Price called for questions or changes to the minutes of the August meeting. There being none, a motion was made to approve the minutes by Karin McElvein, 2nd by Karin Fisher. The motion passed.

President's announcements:

There were cards for: Virginia Ruffner who is no longer getting out much Ronnie Harriman who's 90th birthday is 11/17/16. Virginia Quilt Museum's current silent auction runs online through 11/15/16. They are also supporting a Shenandoah Valley Botanical Album quilt sew-along. Information can be found at

<http://svbotanicalquilt.blogspot.com/>

Quilters Colors Quilt Shop has extended their hours until 7 tonight and will be open from 11 –4 on Sunday. They are on Rt 58 West from Martinsville. The Sewing Studio will be open tonight after the meeting until whenever we are done shopping. The discount will be 40% on fabric. Their last day in business will be 12/23.

Treasurer - Marty Green (absent)

A motion to accept the report presented by Susan Price was made by

Diane Reasons and seconded by Marty Moon. Motion passed.

V.P. - Faye Hannah - No report.

Membership - Karin McElvein - 250 members with 137 members needing to renew for 2017. 2016 membership roster - available on members only section of website - Facebook Page membership is at 629 compared to 250 paying members, please encourage them to come to a meeting and see how much fun we have in person. Please also consider posting pictures on the Facebook page to encourage members and non-members to attend our quarterly meetings.

Historian - Joan McGowan - No report

Facilities - Debi Harding - Location for March 2017 – Annandale Locations for the remainder of 2017:

May - Richmond, August Newport News, November Manassas. We are looking for locations in 2018.

If a local guild or a group of VCQ friends would like to host a meeting in your area of the state or know of a good location for 2018 or beyond, please talk to Debi Harding or Susan Price. We are looking for a new Facilities coordinator beginning in 2017. We can't continue as an organization without someone in this important position. Please contact Debi or Susan or any of the board members if you are interested.

Programs – Elizabeth Gibson. We have 33 people attending today. 35 were registered. We ended up cancelling one class due to low enrollment. The change to the newsletter and registration deadlines, being one week earlier, helped the process go much smoother. There were no samples to show for the March meeting since the location of that meeting was decided last evening.

Web Mistress - Mary Grogan - no report

Newsletter & Print Publicity - Heather Zavagnin (absent) - next deadline- January 6th for March meeting

Celebration 2018 - Susan Beard - Planning in Advance - please save April 26-29, 2018 for Celebration. The theme will be A Circle of Friends: Silver and Gold. Registration will open at the August, 2017 meeting.

Community Service Projects- Bassinette covers. Please take one of the 7 kits with cut fabric home, make one and return it at the next meeting. Directions are also available if you would like to use your own fabric. 5 have been finished already. ALS Lap Quilts – strip sets for 5 quilt tops are cut and being working on during the meeting today. We will continue to use the donated fabric we have until we run out. We may need some volunteers to do some long arm quilting. 3 quilts were finished and returned from the August meeting. There are 2 more kits available to take home and complete. If you take a kit, please return the excess fabric so that they can be used in another quilt. There is no batting in the kits. If you can provide the batting yourself, that is welcome; otherwise the VCQ treasury can purchase for use.

Documentation - Kitty Bull/Neva Hart (not present) No report

Old Business

Karen Dumont presented the slate of nominations for positions beginning in 2017:

President - Heather Zavagnin

Secretary - Susan Fulton

Historian - Joan McGowan

Diane Reasons made a motion to accept the slate as presented and Lois Bates seconded the motion. The motion passed.

The remaining officer's terms will expire at the end of 2017 and include:

Treasurer, Marty Green;

Vice President, Faye Hannah; and Membership, Karin McElvein.

Susan Price put out rack cards for VCQ. If you know of a shop which doesn't have any, please take some to request the shop have them.

Vacant Positions - Southern Shenandoah Area (includes Roanoke) - Southwest Virginia Area –and Facilities for 2017

New Business

Phyllis Keese has the Culpeper raffle quilt which will benefit the Culpeper Library. It is close to King size. Today we will re-convene at 3:45 for show and tell. Meeting adjourned at 1:15 pm.

submitted by – Kathy McCrea (for Martha Berry)

Calendar of Events

February 9-12, 2017

Birds of a Feather 2017
Newport News, VA

Annual machine quilting event that includes longarm quilting, sit down & domestic machine quilting, digitizing, and fabric design. More info at:

<http://thelongarmnetwork.com/be-birds-of-a-feather/>

February 23-26 2017

Mid-Atlantic Quilt Festival
Hampton Roads Convention Center
1610 Coliseum Dr, Hampton, VA

<http://www.quiltfest.com/upcoming-shows-and-events/mid-atlantic-quilt-festival/>

March 23-26, 2017

3rd Annual East Coast Gammill/Statler Conference
Wyndham Hotel & Conference Center
1000 Virginia Center Parkway, Glenn Allen, VA
(810) 727-1400

This conference is for Gammill and Statler owners and those individuals thinking about purchasing a Gammill/Statler in the future. More than 80 classes will be offered in this 3-day event for beginners to advanced longarm quilters.

<http://www.trtiwequilt.com/>

March 24- 25, 2017

Star Quilter's Guild Quilt Show <https://starquilters.org/2017-show/>

April 1-2, 2017

Charlottesville Area Quilters Guild Quilt Show
<http://caqg.weebly.com/>

April 1-2, 2017

Cabin Branch & Stone House Quilters' Quilt Show
<http://www.stonehousequilters.org/quiltshow.php>

April 21-23, 2017

Northern Shenandoah Valley Quilt Show
<http://www.nsvquiltshow.com/>

VCQ Events:

May 13, 2017 Richmond, VA

August 12, 2017 Newport News, VA

November 11, 2017 Manassas, VA

The following are the **Deadline Dates** for item submissions to the newsletter staff:

March 10th, 2017 for May 13th meeting

June 9th, 2017 for August 12th meeting

September 8th, 2017 for November 11th meeting

Material can be sent electronically (preferred) to yvciencki@gmail.com OR mailed to: Yvette Ciencki, 206 Blue Heron Dr., Yorktown, VA 23086



VIRGINIA QUILT MUSEUM

301 S. Main Street Harrisonburg, VA 22801

Phone 540-433-3818

Preserving, celebrating, and nurturing Virginia's quilting heritage

www.vaquiltmuseum.org

Designated the “official quilt museum of the Commonwealth” by the General Assembly

Upcoming Exhibits (Feb 14 - May 20, 2017)

"Two Golden Ages of Applique: 1840-1870 & 1920-1940"

Curated by Debby Cooney

Quilt historian Debby Cooney explores various forms of applique on quilts and other textiles in the historical context of two different eras. For several years she has studied, written about, and collected applique quilts. She shares these and quilts from other private collections with visitors in this wide-ranging exhibition.

As Debby explains it, the popularity of the difficult art of applique has waxed and waned since colonial times. Applique quiltmaker skills can best be seen in the years 1840 to 1870, and in a revival from 1920 to 1940. Both periods produced significant outpourings of applied quilts that feature excellence in design, technical skill, and expert quilting.



"P's and Q's", by Fiber Art Virginia

Curated by Jill Jensen

Photography and printmaking aren't necessarily the first thing you think of when considering quilts. Over the years, quiltmakers have used a variety of fabrics to create their designs. Some fabrics are chosen out of necessity, (sack cloth and scrap materials for instance) while others are chosen for their color, and printed designs. The artists included in this exhibit use photographic and printmaking techniques to create original imagery, color and pattern on fabric. The photographers utilize their own images which are manipulated on the computer and then printed onto fabric. The printmakers use a plethora of techniques which can include mono-prints, woodcuts, linoleum prints, eco-printing, and screen-printing. Each artist chooses the surface design technique that will best express the idea or image they wish to share with others in their art quilt.

"Treasures From the Vault: Wool for Winter"

Curated by Gloria Comstock, VQM Curator and Registrar

The utilitarian uses of quilts are sometimes forgotten in our fascination with the visual elements and techniques of quilting. Yet, no matter which pattern, block, or stitch style is incorporated, all quilts have functionality beyond the visual content of the piece. Uses for quilts through history have included everything from linings for under a knight's armor to coffin drapes to piano covers to table runners. There is no doubt that most quilted items have functionalities that extend beyond their artistic elements.

"Eclectic" By Top of Virginia Quilt Guild

In this varied exhibit, Top of Virginia Guild members display an array of quilts showcasing the myriad of talent expressed through techniques and styles of quilting. The exhibition highlights recent award-winning quilts as well as works chosen to represent members' mastery, from traditional to contemporary.

Virginia Consortium of Quilters Application for Membership

Name: _____ Phone: () _____

Address: _____

City: _____ State: _____ Zip: _____ - _____

Email address: _____

(By providing my email address I understand that I will receive the newsletter electronically unless I check the box below.)

I wish to receive a *paper copy* of the quarterly newsletter.

Your membership can be paid for multiple years (up to 5 years) with this form. This date will be on your membership card and the mailing label of each newsletter. If dues increase during this period, yours will not.

New Member (Referred by _____)

Amt: \$ _____ (Make check payable to "VCQ")
((\$25.00 per year, up to five years only.)

Renewal Amt: \$ _____ (make check payable to "VCQ" and include SASE)

((\$25.00 per year, up to five years only.)

Renewal Members Only: Please enclose with your payment, application and a self-addressed stamped envelope (SASE) for your membership card.

I am a member of a local quilt guild/group: _____
(list all guilds)

I teach and/or lecture about quilting.

I may be willing to drive others from my area to VCQ meetings.

**Mail to: Karin McElvein, Membership Chairperson
 1309 Maplewood Ave.
 Norfolk, VA 23503**

Questions: karinlisa7@gmail.com

For Membership Only:

Date Rec'd: _____ Area _____ New Member Packet: Letter __; Name Badge __ Card __

Amt: _____ CK Dep _____; Mem List updated __; Card Sent _____

Ck. No. _____

Exp. Year: _____

Revised 11/22/16

March 11, 2017 Meeting & Workshop in Annandale, VA

Lodging Accommodations:

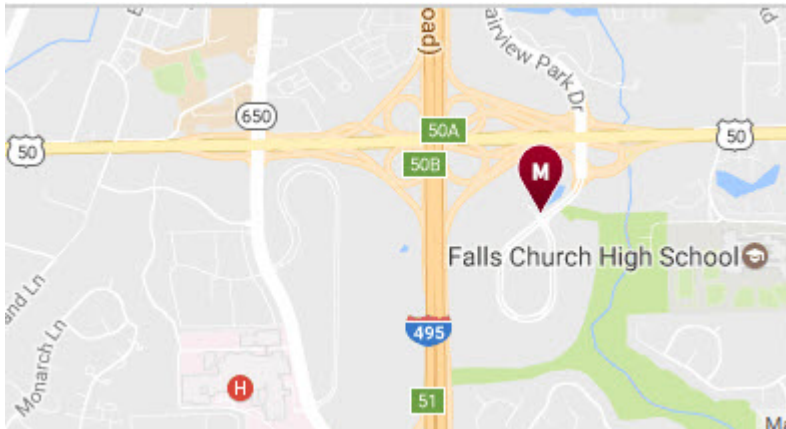
Falls Church Marriott
Fairview Park 3111 Fairview Park Drive
Falls Church, VA 22042 (703) 846-0212

The cost is \$99 plus 12% state and local taxes, for a double room. (\$110.88 per night) We have blocked 15 rooms. Make your reservation online using this link:

[Book Your Room for the March VCQ Meeting](#)

OR call **1-800-228-9290**; provide the city, state and name of the hotel, arrival date and ask for the VA Consortium of Quilters room block. The cut-off date for reservations is **February 17, 2017**. Breakfast is NOT included.

Directions to the Hotel: Located off I495 (Washington DC Beltway). From the south (I95) take the I495 North towards Tysons Corner. Travel about 4 miles to exit 50B, keep right following signs for Fairview Park Drive South and the hotel. Coming from the west, take I 66 East to I495 South towards Richmond. Take the 50B exit and follow signs for Fairview Park Drive South.

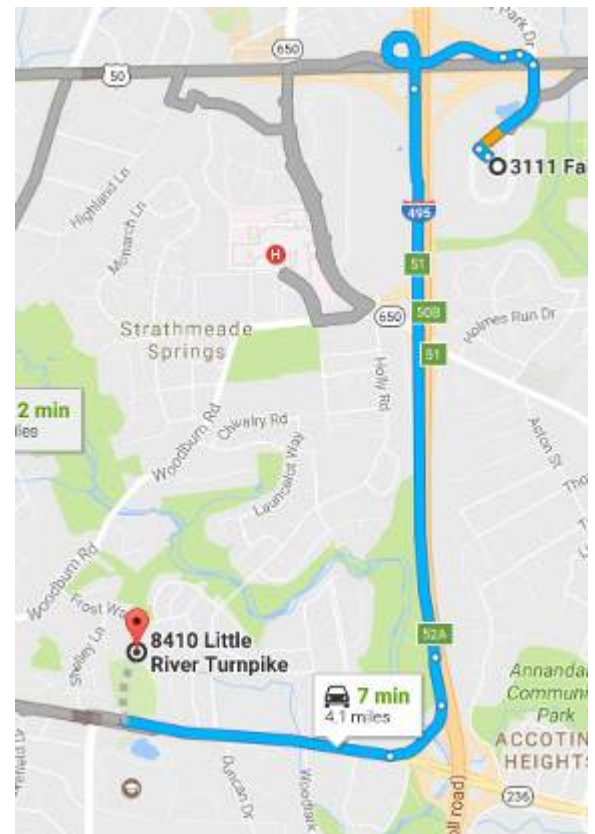


Meeting Location

Little River United Church of Christ
8410 Little River Turnpike
Annandale, VA 22003

Directions from hotel to church:

From the hotel, take Fairview Park Drive to the ramp for I495 south. Take I 495 to exit 52A, Little River Turnpike/Rt. 236 west towards Fairfax (even though the church address is Annandale). Go to the 3rd traffic light to the church entrance on the right (church is set back in the woods and not visible from Rt. 236) opposite Northern Virginia Community College on the left.



Notes from Elizabeth and Sally:

Your registration form and check to VCQ must be **postmarked by Friday, February 17, 2017** (3 weeks prior to event). **Registrations will close after this date without exception. Any registrations postmarked after February 17, 2017 will not be accepted and will be returned.** Please fill out your registration form completely as this information is very vital to ensure proper confirmation mailing of your postcards.

You will receive a postcard with your registration confirmation – Please bring your postcard!! It is your ticket for lunch and door prize drawing. However, if you forget your card we will have blank index cards at the registration table for the door prize drawing.

Any cancellations must be made by Friday, February 17, 2017 to obtain a refund.

Please wear your nametag to the meeting so we can put names and faces together.

Friday, March 10, 2017 Schedule: Dinner on your own

- Celebration 2018 Committee meeting TBD by Phyllis Mondak
- 7:00-9:00 PM VCQ Board meeting at the Little River Church of Christ

Saturday, March 11, 2017 Meeting Schedule:

- 8:00 - 9:00 AM Registration
- 9:00 – Noon Workshops
- Noon – 12:45PM Lunch
- 12:50 - 1:20PM Business meeting
- 1:30 – 3:30PM Workshops reconvene
- 3:45 - 4:15 PM Show and Tell

Shops near Annandale
Artistic Artifacts
4750 Eisenhower Avenue
Alexandria, VA 22304
703-823-0202

The Quilt Patch
10381 Main Street
Fairfax, VA 22030
703-273-6937

Quilter's Studio
9600 Main Street, Unit L
Fairfax VA 22031
703-261-6366

You may also want to check out the
Workhouse Arts Center in Lorton.
Check out their website for hours and
the many options to see there:
<http://www.workhousearts.org/visit/pl-an-your-visit/>

Workshops ***** Workshops ***** Workshops *****

Workshop A: Experimental Hand Stitching with Julie B. Booth

Making marks with needle and thread in fabric is an expressive art form.

Learn the many ways in which basic stitches can be manipulated for different visual and textural effects. After creating a stitch sampler, students will pick from a list of suggested “stitch challenges” aimed at stretching their creativity. The instructor will also provide information and demo how to add borders, backings and hanging devices to create a small wall hanging.

Link to past student work:

<https://www.flickr.com/photos/julieboothclasses/albums/72157664721703019/page1>



Skill Level: All levels are welcome

Supply List: Please bring the following plus a \$15 materials fee (cash or check) to cover the cost of additional materials. Feel free to contact me at threadborn@gmail.com if you have any questions.

1. Pen for taking notes, making sketches: Suggest Black Micron Pigma pen (05, 08 or 1)
2. Disappearing or washable fabric marker to use on light colored fabrics (available at Michaels)
3. Washable fabric pencil to use on dark fabrics (available at Michaels)
4. Fabric scissors
5. Small sharp or embroidery scissors
6. Pins (I like the small glass-headed ones)
7. Optional: Task light (for example, a full-spectrum portable Ott Light. There is a version that is battery-operated. Available at Michaels)
8. Optional: Magnifier

9. Optional: Clear gridded ruler for measuring and marking your fabric (available at Michaels)
10. Optional: Notebook or sketchbook

Kit Fee to be paid to instructor on day of class: \$ 15 and what it will include:

1 fat quarter white 100% cotton fabric
1 fat quarter black 100% cotton fabric
1/8 yd hand painted (grey salted) cotton fabric
(2) 9" x 12" pieces of acrylic felt (one white, one black) to use as a stabilizer
Choice of commercial fabric scraps
1 skein each of white, black, grey DMC floss
Assorted hand stitching needles
Thread Heaven thread conditioner
Handout

About your teacher: Julie B. Booth is a surface design artist, author and enthusiastic teacher. She teaches classes locally in fabric printing, hand stitching as an expressive art medium and doll making. Julie's book, *Fabric Printing at Home: Quick and Easy Fabric Design Using Fresh Produce and Found Objects*, was published in December 2014. In 2016, she appeared in two segments of the 1700 Series of Quilting Arts TV showing viewers how materials from the kitchen can be used to create beautiful fabric designs. She's also published articles for Quilting Arts Magazine on the same topic.



Julie is also the owner of Thread Born Dolls and has exhibited her work in numerous Washington DC area galleries as well as in nationally traveling exhibitions. She is a member of F.I.N.E. (Fiber in Nearly Everything), a group of seven exhibiting mixed media fiber artists. Julie's hand printed fabrics are a recognizable hallmark of all her artistic creations.

In 2014, Julie returned to her "stitching roots" and starting teaching classes that emphasized the story telling and healing potential of hand stitching. Her most recent classes, Hand Stitching and Hand Stitching Continued: Surface and Structure, focus on the actual stitches and the capacity they hold for mark making on fabric.

Workshop B: Quick Projects with Mary Grogan

#1



#2



#3



All Skill Levels Welcome

Let's make several fun projects together! Cut your fabrics at home, and you can easily make all three of these projects during class time. Or choose the ones you want to make, and how many!

Pattern Fee: \$10 payable to teacher, for all three patterns and plastic frame for tool holder

Project 1 – “At Your Fingertips” freestanding tool holder – super handy for classes – preloaded to keep all your favorite tools “at your fingertips!” A good project for using fabrics leftover from making a quilt. Pattern is by Karen Montgomery.

Fabric Requirements:

Cut 1 rectangle 6 ½” x 40” rectangle for backing

Cut 1 rectangle 8” by 9” for front pocket

Cut 1 rectangle 6 ½” by 11” rectangle for 2nd pocket

It is fun to pick three coordinating fabrics, but you could cut all three pieces from one half yard of fabric.

Project 2 – “Stow & Go Tote” – The tote bag rolls up and you will be glad you have it in your purse for your next shopping trip. Let's save our oceans from the pollution of more plastic bags. Pattern is by Karen Montgomery.

Fabric Requirements:

From 5/8 yard for body of the bag and handles

Cut 1 rectangle 16” by 30”

Cut 2 rectangles 4” by 18”

From ¼ yard (or one fat quarter) for top trim

Cut 2 rectangles 8 ½” by 16”

Teacher will supply One ponytail elastic

Project 3 – Simple Luggage Tag – You won't believe how fast and easy it is to make a bunch of luggage tags! They make great small gifts, as everyone is happy to have a bright tag to help find their luggage on a baggage carousel. Small scraps left over from other projects are perfect.

Fabric Requirements for each luggage tag:

Cut 2 rectangles 3 ½” by 6 ½” from fabric of your choice

Cut 1 rectangle 3 ½” by 6 ½” from batting scrap

Cut one 12” length from grosgrain ribbon (width of ribbon can be anything from 5/8” to 1”)

Teacher will supply 2½” by 4¼” clear plastic

Supply List:

Sewing machine in good working order with feet, power cord and foot control

Walking or even-feed foot for your machine

Basic sewing tools (scissors, seam ripper, pins, etc.)

Thread to match or contrast your fabrics, or neutral to use with all

Rotary cutter, mat and ruler(s) -standard 6”x24” and 6”x12” will work well

Fabric pencil, marker or pen

About your teacher: Over the years, Mary has enjoyed teaching many subjects to many ages, from four year olds to graduate students. She started sewing at age seven, making simple clothes for herself and dolls. She loves to learn new things, and then pass on the knowledge or skill. She made her first quilt in 2004, and has been totally hooked ever since. Her professional career is as computer consultant to small businesses and non-profits. She is also webmistress for VCQ.

Workshop C: Bottles and Blooms with Shannon Shirley



Description: In this workshop I will share with you the techniques and tools I used to create the pattern for my Bottles and Blooms quilt, inspiring you to create patterns from your own collectibles. We will use interfaced turned appliqué to make the basic bottles. We will then add details with Inktense watercolor pencils and hand embroidery. The blossoms are made using a variety of techniques to create variety and interest in the blooms. Some of the blossoms are turned, some are trimmed with pinking shears and some have rick rack, beads and embroidered embellishments. The stems are made using bias strips. After all of the parts are finished you can appliqué them to your choice of pre-quilted backgrounds. Shaped facings will be discussed as an option for finishing your quilt.

Skill Level: This workshop is open to all levels of quilters. It is not hard...it is a little fiddly and time consuming.

Materials/Supplies: Have some spring in your home year-round with this wall hanging. Create embroidered vintage blue-green bottles with the illusion of flower stems then add three dimensional daffodils before you decide what type of pre-quilted background you would like to use.

Blueish green fabric for bottles

5" x 11"

4" x 9"

4" x 7"

Yellow for daffodils - assorted yellow scraps will work for this

6" x 11"

4 1/2" x 9"

4 1/2" x 9"

7" x 8"

2" x 6" orange yellow for flower center

2" x 10"

2" x 2" golden yellow for flower center accent

Pellon lightweight interfacing for bottles 9" x 24"
7" x 11" batting for bottles (I use Warm and White)
DMC floss to blend with your bottle fabric

Pattern fee \$10

Kit fee \$25 includes: fabrics for bottles and blooms, embroidery floss, Inktense pencil, interfacing, batting for bottles, seed beads

Supplies needed:

Thread: blueish green, yellow and green or a light and medium neutral (I use 50 wt. cotton)

Sewing machine

Foot pedal, cord, instruction manual, extra needles

Mechanical pencil

Micron Pen black .005 or .01

Tools to help turn petals - point turner, purple thang, small tube turner, ball point bodkin, hemostats, tweezers - I will have a variety of tools with me to try and share

Detail scissors

Pinking shears or a wavy rotary cutter (I will have mine to share)

Light box (I will have mine to share)

Embroidery needle

Pins

***You do not have to have these for class:**

Pre-quilted background approximately 13" x 19" minimum

This can be hand or machine quilted, new or vintage (you could use the back of a piece of an old cutter quilt)

Thread to match your background

Invisible thread (I use Sulky .004 Soft)



About your teacher:

Shannon is an artist, teacher, speaker, author, and an award-winning quilter.

Art in just about any form has always inspired her. In most areas of her life, she has eclectic taste, and likes change and variety, so it seems only natural that her quilting is eclectic as well. She uses a wide variety of techniques and materials, whatever seems to suit the project at hand. Her parents gave her a Bernina 1130 in 1989 and it is still her machine of choice. Shannon enjoys both traditional quilting and art quilting. She prefers to design original quilts, working from the stash she has collected over the years. Letting the projects evolve as she works.

Shannon has been teaching professionally since 2006 and loves working with students of all ability levels. She particularly enjoys when she is able to help someone overcome a stumbling block of some kind. She looks forward to hearing from her past students and seeing their quilt projects.

Workshop D: Free Motion Quilting: It is more than straight lines with Marisela Rumberg



Learn to quilt your tops with more than straight lines! Flowers, spirals, leaves, rocks, hearts, feathers and more! My technique, “Free Motion Quilting is Brain Training” has given many who felt intimidated by quilting the confidence to enjoy Free Motion. I will share my technique with you and you will see how easy is to train your brain, wake up your creative side and reflect your creativity in your quilt. In the second part of the workshop I will teach how to jump from one place to another and deal with the tail ends, how to sharpen your work and give it the professional look your quilt needs.

Skill Level Required: Beginners

Supply List:

- - Sewing machine with spring action Free Motion Quilting foot. You must know how to operate your own machine. Don't forget your machine's power cord and pedal (Stitch Regulator (BSR) won't be used).
- - 2 Bobbins with 100% Cotton thread, 50 weight, light color (I recommend Aurifil or Gutterman brand).
- - Quilting thread in dark color, 40 or 30 weight (I recommend King-Tut brand by Superior Threads)
- - Quilting Needles or Topstitch needles Size 90/14.
- - Six 15”x15” quilt sandwiches, using muslin as top and back. Thin or medium loft batting. Can be spray basted or not basted at all.
- - Quilting gloves in your size (I recommend Machingers brand)
- - Basic Sewing Supplies (seam-ripper, scissors, pins...)
- **Optional - only if you have it:**
 - - Extension table for your machine

- - Straight Stitch plate
- - Supreme Slider

Skill level: All are welcome

Technique: Machine

Workshop E: Come Quilt with Me

Bring your own project to work on as you sit and quilt with other members and experience some good fellowship.



VCQ will be scheduling meetings all over the state. If your guild would like to sponsor a meeting contact one of the Board members. If you know of a quilting teacher we would be interested in, please contact Elizabeth Gibson, Programs Chair/Teachers at kunamola@aol.com or 703-481-6879

VCQ BOUTIQUE

Items available for purchase at the next VCQ Quarterly Meeting.
Cash or Checks accepted

| | |
|---|--------|
| Zippered Project Bags | \$3.00 |
| Celebration Tote Bags with Logo | \$5.00 |
| VCQ Logo Wine Cups | \$5.00 |
| VCQ 30 th Anniversary Charms | \$3.00 |
| Charm Holder | \$5.00 |

Please see Heather Zavagnin if you would like to purchase these during Lunch or at the end of the day. THANK YOU

TREASURER'S REPORT AS OF December 12, 2016

Money Market: \$8046.05
Checking Account: \$12,524.27

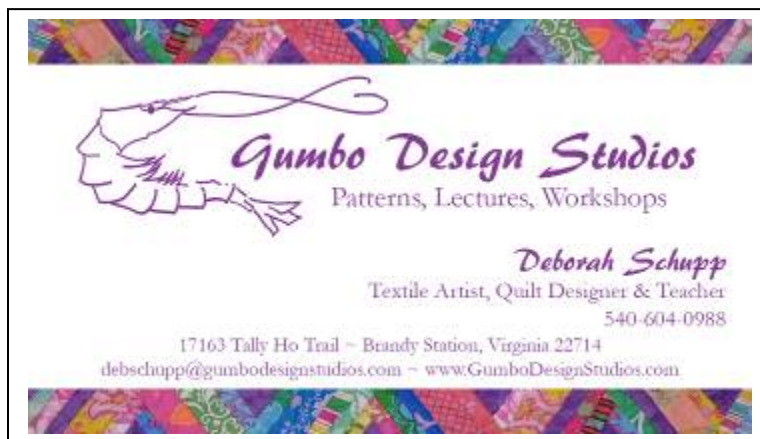
JOB OPPORTUNITY @ Mancuso 2017 Quilt Show!

TSC Designs-Wednesday afternoon thru Sunday. Earn good money- get into show free! Discounts from some vendors! See all your friends as they pass by....

Contact: Karin McElvein ASAP
Phone: 757-572-1569
Email: karinlisa7@gmail.com

PG Fiber2Art

Susan Price and Elizabeth Gibson
Original Design Thermofax Screens
Custom Screens from your designs
Etsy Shop: <http://www.etsy.com/shop/PGFiber2Art>
Email: PGFiber2Art@gmail.com
Original design thermofax screens for use on fabric, paper, or other surface design. Use with screen printing inks or textile paints.



MEMBERSHIP

Don't forget to send in your renewals for 2017.

****Celebration is next year! Must be a member to register in August and a member in 2018 ******

See above for Application or you can find it on www.VCQ.org

VCQ WORKSHOP REGISTRATION FORM

Registration form deadline: **Friday, February 17, 2017. Registrations will close after this date without exception. Any registrations postmarked after February 17, 2017 will not be accepted and will be returned. Any workshop cancellations prior to the deadline are eligible for a refund.** Please fill out **completely** and please **PRINT**.

Name _____ Member _____ Non-Member _____

Address _____

City _____ State _____ Zip _____

Phone _____ Email _____

Choice of Workshop (includes lunch). Circle letters and indicate choice on line below. In the event your workshop choice is full and you are placed in CQWM, do you want the \$5.00 refund or donate it to VCQ?
(please check your preference) _____ Refund _____ VCQ

Workshop A: Experimental Hand Stitching with Julie B. Booth

Workshop B: Quick Projects with Mary Grogan

Workshop C: Bottles and Blooms with Shannon Shirley

Workshop D: Free Motion Quilting: it is more than straight lines with Marisela Rumberg

Workshop E: Come Quilt with Me (CQWM)

1st choice _____ 2nd choice _____ 3rd choice _____

| | |
|--|-------------------|
| Cost | |
| Member, Workshop | \$40 |
| Member, Community Service/Come Quilt with Me | \$35 |
| Non-member, Workshop | \$55 |
| Non-member, Community Service/Come Quilt with Me | \$45 |
| Host Guild Non VCQ committee member | \$15** lunch only |

**A host guild non-VCQ committee member may register as a guest only for \$15 to include lunch and the business meeting. A non-VCQ visitor may attend any business meeting only and both must pre-register in order to have an accurate count for lunch.

Amount enclosed: \$ _____ Pattern or supply fee, if any, is paid to teacher at time of class.

Are you willing to be a class helper? Yes No

Are you bringing a sewing machine to Come Quilt with Me or the Community Service? Yes No

Were you referred or invited by a VCQ member? Yes No

If so, please write in their name _____.

Special lunch requirements: A sit down boarding house style lunch will be provided.

Vegetarian _____ Gluten-free _____ Allergic to _____

Send workshop registration form and your check **payable to VCQ** to

Sally Ann Hurst, 4331 Rolling Hill Road, Red House, VA 23963

Questions? Contact Sally Ann Hurst @ 434-248-6212 VA or 6SallyHurst7@gmail.com

**Please check your email blast or
your newsletter mailing label to
make sure this is not your last
newsletter.**

**Don't forget to check for announcements
and future updates on your VCQ website
at www.vcq.org**

Virginia Consortium of Quilters
1309 Maplewood Ave
Norfolk, VA 23502

DATED MATERIAL